



MR16 LED

7MR16/LED/S15/840/DIM AF2 10/1

Philips MR16 Dimmable LED Lamps provide ambient level light to illuminate hard to maintain applications. Increased transformer compatability allows for operation on a wider range of transformers. Available in dimmable and non-dimmable versions, these lamps are ideal for track and open recessed fixtures in retail, hospitality and residential spaces.

Product data

General Information	
Cap-Base	GU5.3 [GU5.3]
Nominal Lifetime (Nom)	40000 h
Switching Cycle	50000X
Technical Type	7-35W
Light Technical	
Color Code	940 [CCT of 4000K]
Beam Angle (Nom)	15 °
Light Distribution	15D [Narrow beam]
Luminous Flux (Nom)	530 lm
Luminous Intensity (Nom)	3050 cd
Color Designation	Cool White (CW)
Rated Beam Angle	15 °
Correlated Color Temperature (Nom)	4000 K
Luminous Efficacy (rated) (Nom)	61.43 lm/W
Color Consistency	<6
Color Rendering Index (Nom)	90
LLMF At End Of Nominal Lifetime (Nom)	70 %
Luminous Flux in 90° Cone (Rated)	430 lm

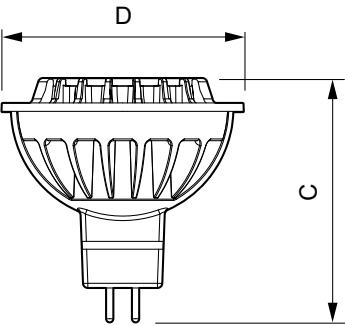
Operating and Electrical	
Power (Rated) (Nom)	7 W
Lamp Current (Nom)	720 mA
Starting Time (Nom)	0.5 s
Warm Up Time to 60% Light (Nom)	1 s
Power Factor (Nom)	0.7
Voltage (Nom)	12 V
Temperature	
T-Case Maximum (Nom)	92 °C
Controls and Dimming	
Dimmable	Yes
Approval and Application	
Energy Efficiency Label (EEL)	Not applicable
Energy Saving Product	Yes
Suitable For Accent Lighting	Yes
Energy Consumption kWh/1000 h	8 kWh
Energy Certifications	Energy Star

MR16 LED

Product Data	
Order product name	7MR16/LED/S15/840/DIM AF2 10/1
EAN/UPC - Product	046677461546
Order code	461541
Numerator - Quantity Per Pack	1

Numerator - Packs per outer box	10
Material Nr. (12NC)	929001152734
Net Weight (Piece)	0.045 kg

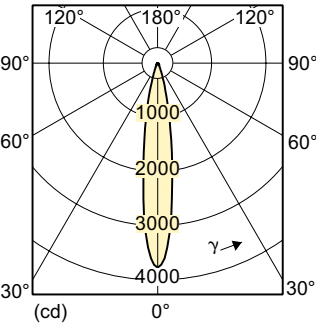
Dimensional drawing



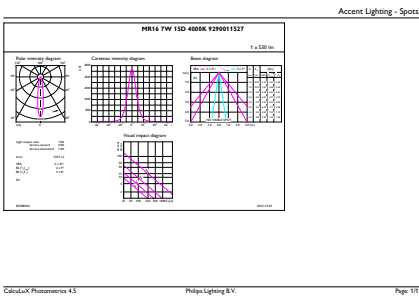
MR16 12V 7W-35W 420lm 15D 4000K GU5.3 D

Product	D	C
7MR16/LED/S15/840/DIM AF2 10/1	51 mm	51 mm

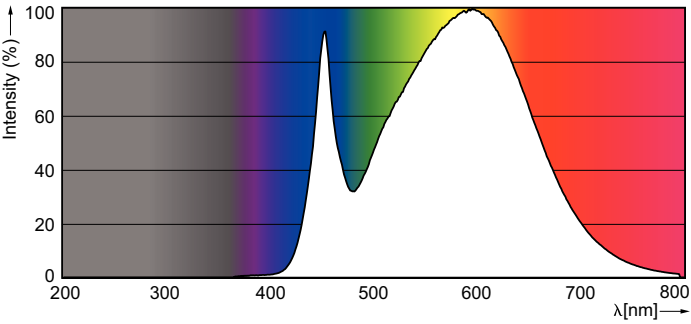
Photometric data



LEDspot 7-35W MR16 GU5.3 4000K 530lm 15D



LEDspot 7-35W MR16 GU5.3 4000K 530lm 15D



7-35 W GU5.3 /840 MR16

MR16 LED

