



# Candle/Decorative LED

## 7F15/LED/827-22/E26/DIM 120V

Philips Candle Dimmable LED Lamps offer decorative energy saving ambience with the elegant effect of incandescent candles. Available in bent, blunt and flame tip candles, their unique design provides light in all directions, giving lighting designers a long life alternative to standard incandescent sources.

### Product data

General Information	
Cap-Base	E26 [ Single Contact Medium Screw]
Nominal Lifetime (Nom)	25000 h
Switching Cycle	50000X
Technical Type	7-60W
Light Technical	
Color Code	822-827 [ tunable warm white]
Initial lumen (Nom)	500 lm
Luminous Flux (Rated) (Nom)	500 lm
Color Designation	Warm White (WW)
Correlated Color Temperature (Nom)	2200-2700 K
Color Consistency	ANSI 2700K
Color Rendering Index (Nom)	80
LLMF At End Of Nominal Lifetime (Nom)	70 %
Operating and Electrical	
Input Frequency	60 Hz
Power (Rated) (Nom)	7 W
Lamp Current (Nom)	65 mA

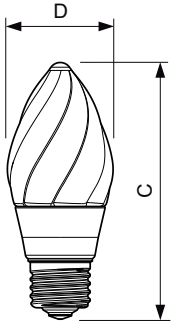
Wattage Equivalent	60 W
Starting Time (Nom)	0.5 s
Warm Up Time to 60% Light (Nom)	instant full light
Power Factor (Nom)	0.9
Voltage (Nom)	120 V
Temperature	
T-Case Maximum (Nom)	100 °C
Controls and Dimming	
Dimmable	Yes
Mechanical and Housing	
Bulb Finish	Clear (CL)
Approval and Application	
Energy Efficiency Label (EEL)	Not applicable
Energy star mark	Energy star
Suitable For Accent Lighting	No

# Candle/Decorative LED

Energy Consumption kWh/1000 h	7 kWh
<b>Product Data</b>	
Order product name	7F15/LED/827-22/E26/DIM 120V
EAN/UPC - Product	046677458638
Order code	458638

Numerator - Quantity Per Pack	1
Numerator - Packs per outer box	10
Material Nr. (12NC)	929001182204
Net Weight (Piece)	0.070 kg

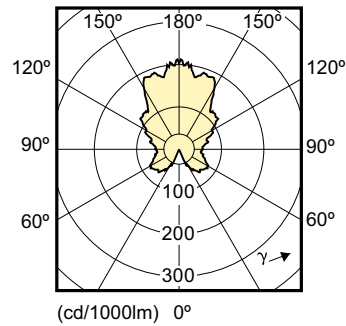
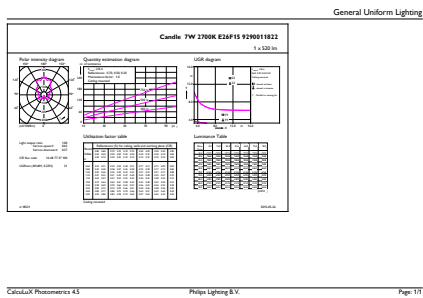
## Dimensional drawing



LED 7-60W E26 F15 CL DIM

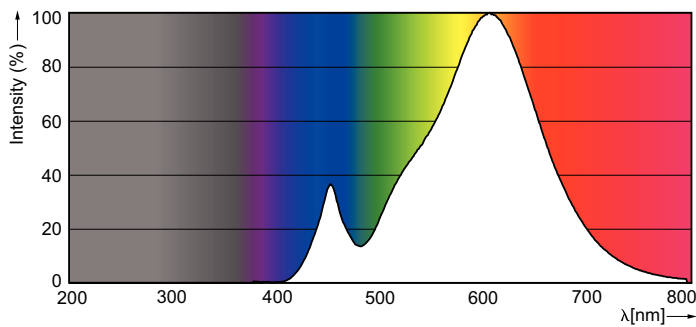
Product	D	C
7F15/LED/827-22/E26/DIM 120V	46 mm	113 mm

## Photometric data



LEDBulb Candle and Lustre 7W E26 F15 Clear 2700K

7-60 W E26 B12, F15 /822-827 CL



CorePro 822-827

## Candle/Decorative LED

