

# Essential LEDtube

## LEDtube 1200mm 16W 765 T8 AP I G

Essential LEDtube is an affordable LED tube that is suitable for replacing T8 fluorescent lamps. The product provides a natural lighting effect for use in general lighting applications, as well as instant energy savings – an environmentally friendly solution.

### Product data

| General Information                   |                                  |
|---------------------------------------|----------------------------------|
| Cap-Base                              | G13 [ Medium Bi-Pin Fluorescent] |
| Main Application                      | Industrial                       |
| Nominal Lifetime (Nom)                | 15000 h                          |
| Switching Cycle                       | 50000X                           |
| B50L70                                | 15000 h                          |
| Light Technical                       |                                  |
| Color Code                            | 765 [ CCT of 6500K]              |
| Luminous Flux (Nom)                   | 1600 lm                          |
| Luminous Flux (Rated) (Nom)           | 1600 lm                          |
| Correlated Color Temperature (Nom)    | 6500 K                           |
| Color Consistency                     | <7                               |
| Color Rendering Index (Nom)           | 73                               |
| LLMF At End Of Nominal Lifetime (Nom) | 70 %                             |
| Operating and Electrical              |                                  |
| Input Frequency                       | 50 to 60 Hz                      |
| Power (Rated) (Nom)                   | 16 W                             |
| Lamp Current (Nom)                    | 130 mA                           |
| Starting Time (Nom)                   | 0.5 s                            |
| Warm Up Time to 60% Light (Nom)       | 0.5 s                            |
| Power Factor (Nom)                    | 0.5                              |

| Voltage (Nom)        | 220-240 V |
|----------------------|-----------|
| Temperature          |           |
| T-Ambient (Max)      | 45 °C     |
| T-Ambient (Min)      | -20 °C    |
| T-Storage (Max)      | 65 °C     |
| T-Storage (Min)      | -40 °C    |
| T-Case Maximum (Nom) | 60 °C     |

| Controls and Dimming |    |
|----------------------|----|
| Dimmable             | No |

| Mechanical and Housing |         |
|------------------------|---------|
| Product Length         | 1200 mm |

| Approval and Application      |                                       |
|-------------------------------|---------------------------------------|
| Energy Efficiency Label (EEL) | A+                                    |
| Energy Saving Product         | Yes                                   |
| Suitable For Accent Lighting  | No                                    |
| Approval Marks                | RoHS compliance KEMA Keur certificate |
| Energy Consumption kWh/1000 h | 16 kWh                                |

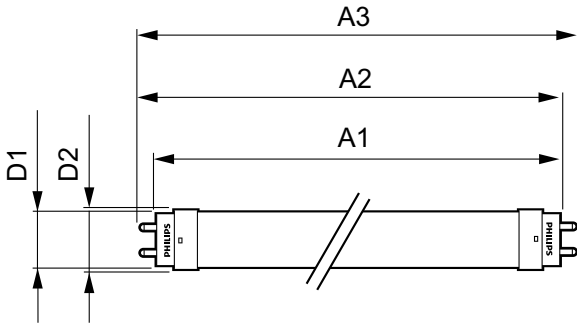
# Essential LEDtube

## Product Data

|                               |                                  |
|-------------------------------|----------------------------------|
| Full product code             | 871869659998300                  |
| Order product name            | LEDtube 1200mm 16W 765 T8 AP I G |
| EAN/UPC - Product             | 8718696599983                    |
| Order code                    | 929001184638                     |
| Numerator - Quantity Per Pack | 1                                |

|                                 |              |
|---------------------------------|--------------|
| Numerator - Packs per outer box | 20           |
| Material Nr. (12NC)             | 929001184638 |
| Net Weight (Piece)              | 0.222 kg     |

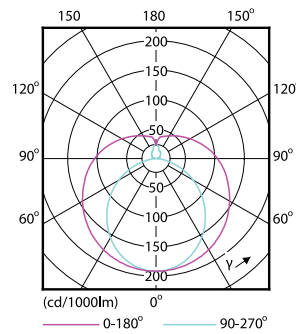

## Dimensional drawing



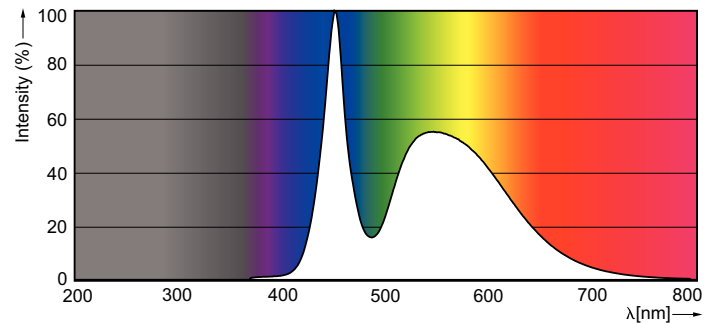
TLED 1200mm 4ft T8 16W-36W 6500K G13 ND

| Product           | D1    | D2    | A1   | A2   | A3   | C    | D    |
|-------------------|-------|-------|------|------|------|------|------|
| LEDtube 1200mm    | 25.68 | 28 mm | 1198 | 1205 | 1212 | 1212 | 27.8 |
| 16W 765 T8 AP I G | mm    |       | mm   | mm   | mm   | mm   | mm   |

## Photometric data



LEDtube 1200mm 16W 765 T8 CN I G



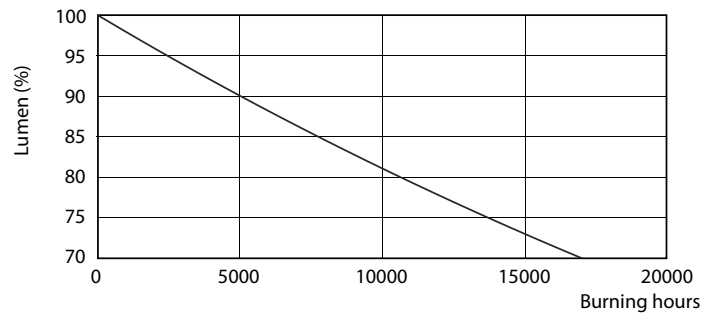
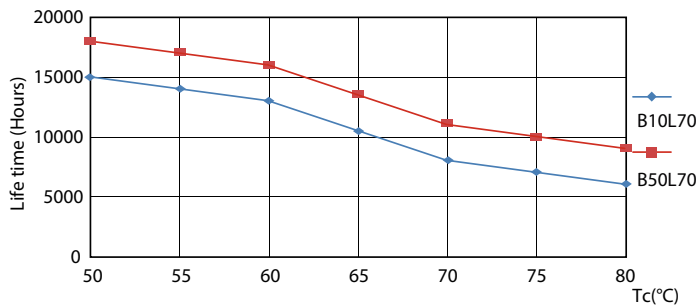
# Essential LEDtube

## Lifetime



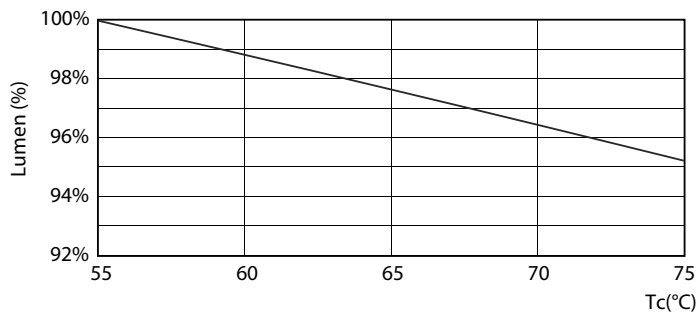
LEDtube 16W G13 740 T8 AP I G

LEDtube 16W G13 740 T8 AP I G



LEDtube 16W G13 740 T8 AP I G

LEDtube 16W G13 740 T8 AP I G



LEDtube 16W G13 740 T8 AP I G

## Essential LEDtube

