



CorePro LED PLC

CorePro LED PLC CorePro LED PLC 6.5W 830 2P G24d-2

The Philips CorePro LED PLC integrates a LED light source into a traditional fluorescent form factor. This product is the ideal solution for uplamping in general lighting applications: it meets basic lighting requirements, offers significant energy savings, and is environmentally friendly.

Product data

General Information	
Cap-Base	G24D-2 [G24d-2]
Nominal Lifetime (Nom)	30000 h
Switching Cycle	50000X
B50L70	30000 h
Light Technical	
Colour Code	830 [CCT of 3000K]
Luminous Flux (Nom)	650 lm
Luminous Flux (Rated) (Nom)	650 lm
Colour Temperature, horizontal (Nom)	3000 K
Color Consistency	<6
Colour Rendering Index horiz (Nom)	83
LLMF At End Of Nominal Lifetime (Nom)	70 %
Operating and Electrical	
Input Frequency	50 to 60 Hz
Power (Rated) (Nom)	6.5 W
Lamp Current (Max)	35 mA
Lamp Current (Min)	25 mA
Starting Time (Nom)	0.5 s
Warm Up Time to 60% Light (Nom)	0.5 s

Power Factor (Nom)	0.9
Voltage (Nom)	220-240 V
Temperature	
T-Ambient (Max)	35 °C
T-Ambient (Min)	-20 °C
T-Storage (Max)	65 °C
T-Storage (Min)	-40 °C
T-Case Maximum (Nom)	65 °C
Controls and Dimming	
Dimmable	No
Mechanical and Housing	
Product Length	100 mm
Approval and Application	
Energy Efficiency Label	A+
Energy Saving Product	Yes
Approval Marks	TUV CE marking RoHS compliance KEMA Keur certificate

CorePro LED PLC

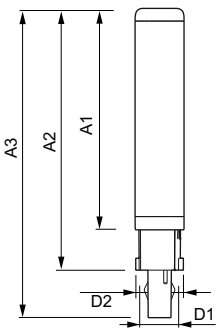
Energy Consumption kWh/1000 h	9 kWh
Product Data	
Full product code	871869654127200
Order product name	CorePro LED PLC CorePro LED PLC 6.5W 830 2P G24d-2
EAN/UPC - Product	8718696541272

Order code	54127200
Numerator - Quantity Per Pack	1
Numerator - Packs per outer box	10
Material Nr. (12NC)	929001201402
Net Weight (Piece)	0.077 kg

Warnings and Safety

- NOTES: The overall energy efficiency and light distribution of any installation that uses these lamps are determined by the design of the installation.


Dimensional drawing



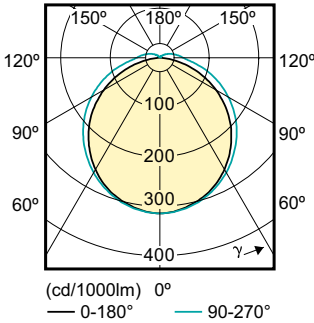
LEDtube PLC 6.5W G24d-2/830 2P

Product	D1	D2	A1	A2	A3
CorePro LED PLC CorePro LED PLC 6.5W 830 2P G24d-2	24.3 mm	28.4 mm	105.8 mm	125 mm	147.6 mm

Photometric data



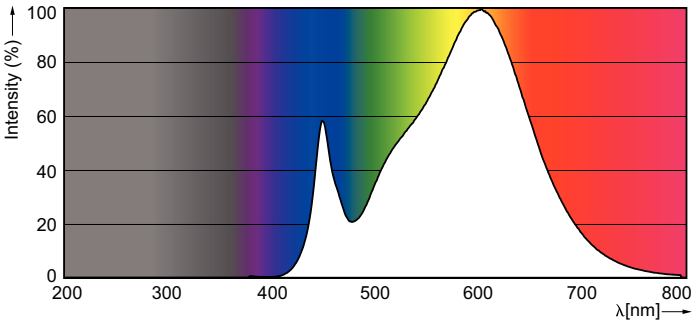
LEDtube PLC 100mm 7W G24D-2 830 650lm



PLC /830, /840

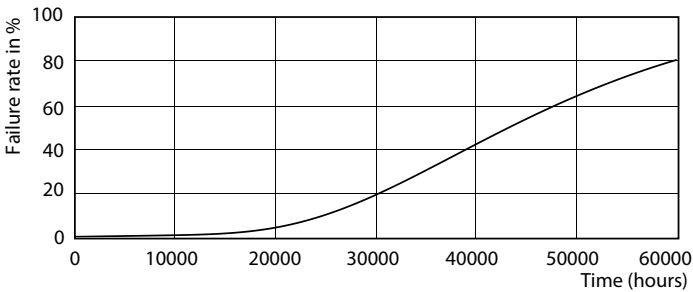
CorePro LED PLC

Photometric data

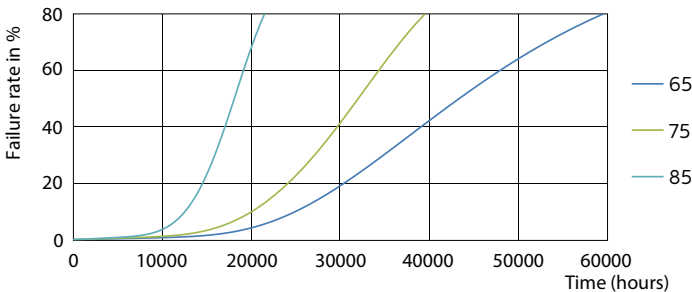


STD 1200 mm 20 W /830 T8 I

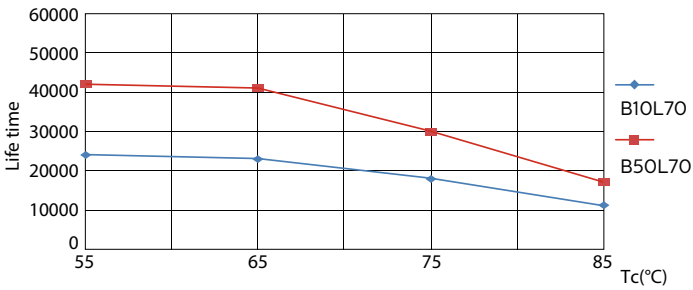
Lifetime



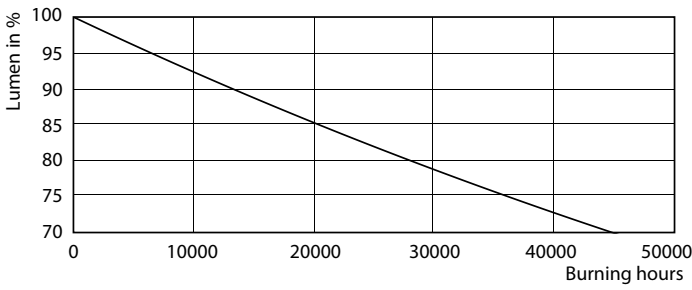
LEDtube PLC 100mm 7W G24D-2 830 650lm



LEDtube PLC 100mm 7W G24D-2 830 650lm



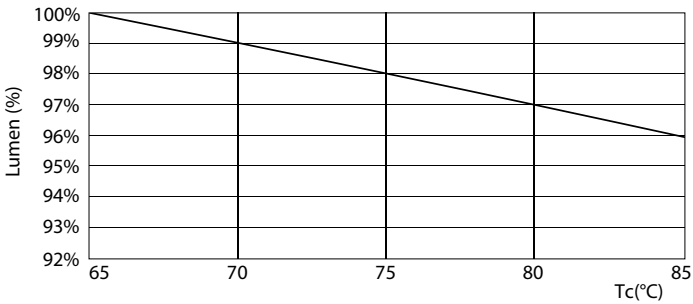
LEDtube PLC 100mm 7W G24D-2 830 650lm



LEDtube PLC 100mm 7W G24D-2 830 650lm

CorePro LED PLC

Lifetime



LEDtube PLC 100mm 7W G24D-2 830 650lm

