



Classic filament LEDbulbs

LEDClassic 4.5-50W B35 E14 WW CL D APR

Featuring a classic heritage design, Classic filament LEDbulbs combine the familiar shapes of classic incandescent bulbs with the benefits of the long lasting LED technology. They deliver beautiful, decorative warm-white light while saving around 90% on energy costs compared with traditional light bulbs.

Product data

General Information	
Cap-Base	E14 [E14]
Nominal lifetime	15,000 hour(s)
Switching Cycle	20,000
Rated Lifetime (Hours)	15 hour(s)
Lighting Technology	LED
EU RoHS compliant	Yes

Light Technical	
Color Code	827 [CCT of 2700K]
Luminous Flux	470 lm
Color Designation	Warm White (WW)
Correlated Color Temperature (Nom)	2700 K
Luminous Efficacy (rated) (Nom)	104.00 lm/W
Color Consistency	<6
Color rendering index (CRI)	80
LLMF At End Of Nominal Lifetime (Nom)	70 %

Operating and Electrical	
Line Frequency	50 to 60 Hz

Input Frequency	50 to 60 Hz
Power Consumption	4.5 W
Lamp Current (Nom)	29 mA
Wattage Equivalent	50 W
Starting Time (Nom)	0.5 s
Warm-up time to 60% light	0.5 s
Power Factor (Fraction)	0.7
Voltage (Nom)	220-240 V

Temperature	
T-Case Maximum (Nom)	70 °C

Controls and Dimming	
Dimmable	Yes

Mechanical and Housing	
Bulb Finish	Clear
Bulb Shape	B35 [B 35mm]

Classic filament LEDbulbs

Approval and Application

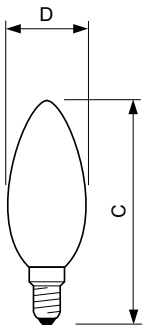
Energy Saving Product	Yes
Suitable For Accent Lighting	No
Energy Consumption kWh/1000 h	5 kWh

Product Data

Order product name	LEDClassic 4.5-50W B35 E14 WW CL D APR
Full product name	LEDClassic 4.5-50W B35 E14 WW CL D APR
Full product code	871869657475100

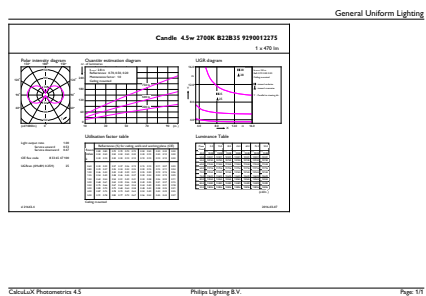

Order code	929001227208
Material Nr. (12NC)	929001227208
Numerator - Quantity Per Pack	1
EAN/UPC - Product/Case	8718696574751
Numerator - Packs per outer box	10
EAN/UPC - Case	8718696574768

Dimensional drawing



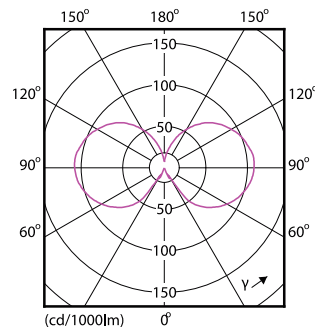
Product	D	C
LEDClassic 4.5-50W B35 E14 WW CL D APR	35 mm	118 mm

Photometric data



Spectral Power Distribution Colour - LEDClassic 4.5-50W B35 E14 WW CL D APR

General uniform lighting - LEDClassic 4.5-50W B35 E14 WW CL D APR



Light Distribution Diagram - LEDClassic 4.5-50W B35 E14 WW CL D APR

Classic filament LEDbulbs

