



# Classic filament LED candles and lusters

## CLA LEDCandle D 4.5-40W B35 B22 827 CL

Featuring a classic heritage design, Classic filament LED candles and lusters combine the familiar shapes of classic incandescent candle or luster with the benefits of the long lasting LED technology. They deliver beautiful, decorative warm-white light while saving around 90% on energy costs compared with traditional light candles and lusters.

### Product data

General Information	
Cap-Base	B22 [B22]
Nominal lifetime	15,000 hour(s)
Switching Cycle	20,000
Lighting Technology	LED
EU RoHS compliant	Yes
Light Technical	
Color Code	827 [CCT of 2700K]
Luminous Flux	470 lm
Color Designation	Warm White (WW)
Correlated Color Temperature (Nom)	2700 K
Luminous Efficacy (rated) (Nom)	104.44 lm/W
Color Consistency	<6
Color rendering index (CRI)	80
LLMF At End Of Nominal Lifetime (Nom)	70 %
Operating and Electrical	
Line Frequency	50 to 60 Hz
Input Frequency	50 to 60 Hz

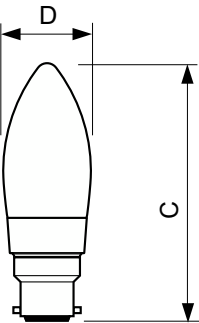
Power Consumption	4.5 W
Lamp Current (Nom)	29 mA
Wattage Equivalent	40 W
Starting Time (Nom)	0.5 s
Warm-up time to 60% light	0.5 s
Power Factor (Fraction)	0.7
Voltage (Nom)	220-240 V
Controls and Dimming	
Dimmable	Yes
Mechanical and Housing	
Bulb Finish	Clear
Bulb Shape	B35 [B 35mm]
Approval and Application	
Energy Saving Product	Yes
Suitable For Accent Lighting	No
Energy Consumption kWh/1000 h	5 kWh

Classic filament LED candles and lusters

Product Data	
Order product name	CLA LEDCandle D 4.5-40W B35 B22 827 CL
Full product name	CLA LEDCandle D 4.5-40W B35 B22 827 CL
Full product code	871869657563500
Order code	929001227502
Material Nr. (12NC)	929001227502


Numerator - Quantity Per Pack	1
EAN/UPC - Product/Case	8718696575635
Numerator - Packs per outer box	10
EAN/UPC - Case	8718696575642

Dimensional drawing




Product	D	C
CLA LEDCandle D 4.5-40W B35 B22 827 CL	35 mm	104 mm

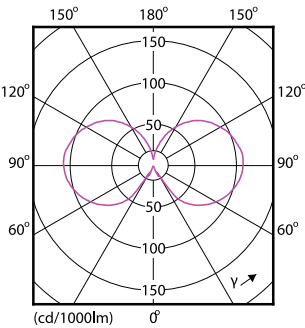
Photometric data



Spectral Power Distribution Colour - CLA LEDCandle D 4.5-40W B35 B22 827 CL



General uniform lighting - CLA LEDCandle D 4.5-40W B35 B22 827 CL



Light Distribution Diagram - CLA LEDCandle D 4.5-40W B35 B22 827 CL

## Classic filament LED candles and lusters

