



# SceneSwitch LEDbulbs

## LED Scene Switch 60W A60 E27 WW FR ND 1BC/4

Some situations call for cool light, others benefit from the ambiance of a warm cozy glow. With Philips SceneSwitch LEDbulbs, you can have different light settings from just one bulb. And you don't need a dimmer! Optimize your lighting for relaxing, hobbies, recreation or working. Simply at the flick of a switch. And that's your existing switch! No extra installation is required.

### Product data

| General Information                   |  |
|---------------------------------------|--|
| Cap-Base                              | E27 [E27]                              |
| Nominal lifetime                      | 15,000 hour(s)                         |
| Switching Cycle                       | 100,000                                |
| Lighting Technology                   | LED                                    |
| EU RoHS compliant                     | Yes                                    |
| Light Technical                       |  |
| Color Code                            | 827/825/822 [CCT of 2700K/2500K/2200K] |
| Color Designation                     | Warm/Extra Warm/Very Warm              |
| Luminous Efficacy (rated) (Nom)       | 100.75 lm/W                            |
| Color Consistency                     | <6                                     |
| Color rendering index (CRI)           | 80                                     |
| LLMF At End Of Nominal Lifetime (Nom) | 70 %                                   |
| Operating and Electrical              |  |
| Line Frequency                        | 50 to 60 Hz                            |
| Input Frequency                       | 50 to 60 Hz                            |
| Power Consumption                     | 2 5 8 W                                |
| Lamp Current (Nom)                    | 100 mA                                 |

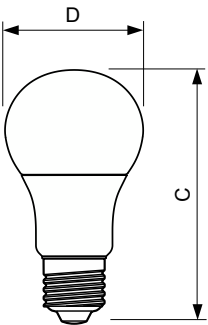
| Wattage Equivalent           | 60 W         |
|------------------------------|--------------|
| Starting Time (Nom)          | 0.5 s        |
| Warm-up time to 60% light    | 0.5 s        |
| Power Factor (Fraction)      | 0.5          |
| Voltage (Nom)                | 220-240 V    |
| Temperature                  |              |
| T-Case Maximum (Nom)         | 80 °C        |
| Controls and Dimming         |              |
| Dimmable                     | No           |
| Mechanical and Housing       |              |
| Bulb Finish                  | Frosted      |
| Bulb Shape                   | A60 [A 60mm] |
| Approval and Application     |              |
| Energy Saving Product        | Yes          |
| Suitable For Accent Lighting | No           |

SceneSwitch LEDbulbs

|                               |   |
|-------------------------------|---|
| Energy Consumption kWh/1000 h | 8 kWh                                       |
| Product Data                  |   |
| Order product name            | LED SSW 60W A60 E27 WW FR ND 1BC/4          |
| Full product name             | LED Scene Switch 60W A60 E27 WW FR ND 1BC/4 |
| Full product code             | 871869658884000                             |
| Order code                    | 58884000                                    |

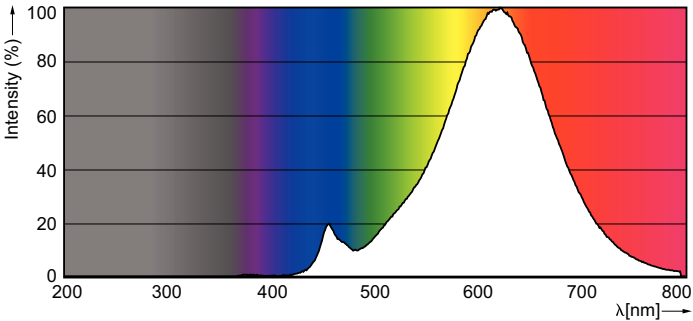
|                                 |               |
|---------------------------------|---------------|
| Material Nr. (12NC)             | 929001236501  |
| Numerator - Quantity Per Pack   | 1             |
| EAN/UPC - Product/Case          | 8718696588840 |
| Numerator - Packs per outer box | 4             |
| EAN/UPC - Case                  | 8718696588857 |

Dimensional drawing

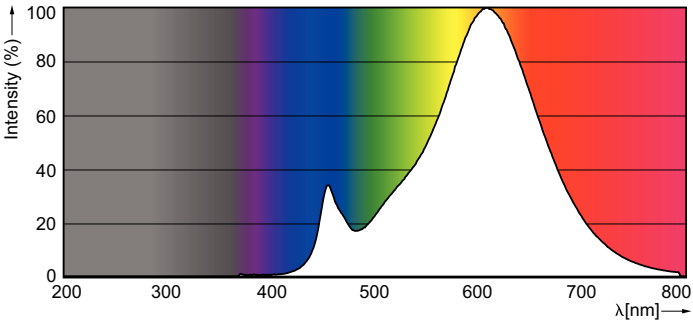


| Product                            | D     | C      |
|------------------------------------|-------|--------|
| LED SSW 60W A60 E27 WW FR ND 1BC/4 | 61 mm | 111 mm |

Photometric data

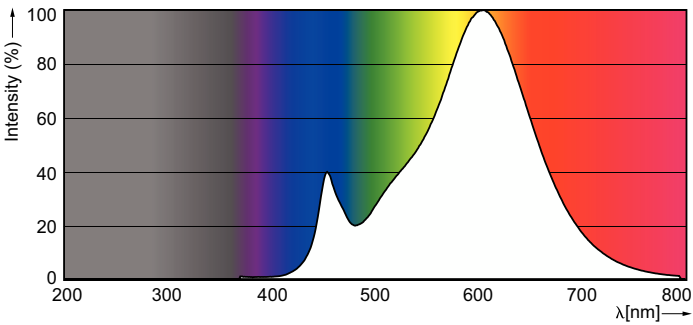


Spectral Power Distribution Colour - LED SSW 60W A60 E27 WW FR ND 1BC/4

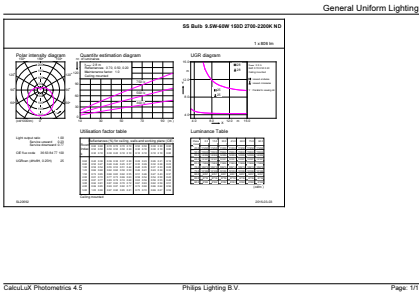


Spectral Power Distribution Colour - LED SSW 60W A60 E27 WW FR ND 1BC/4

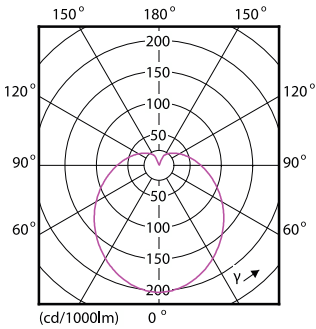
Photometric data



Spectral Power Distribution Colour - LED SSW 60W A60 E27 WW FR ND 1BC/4

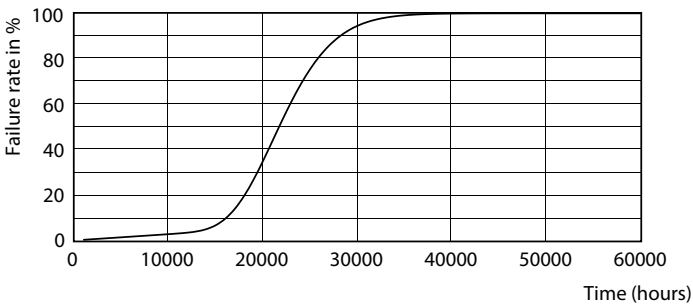


General uniform lighting - LED SSW 60W A60 E27 WW FR ND 1BC/4

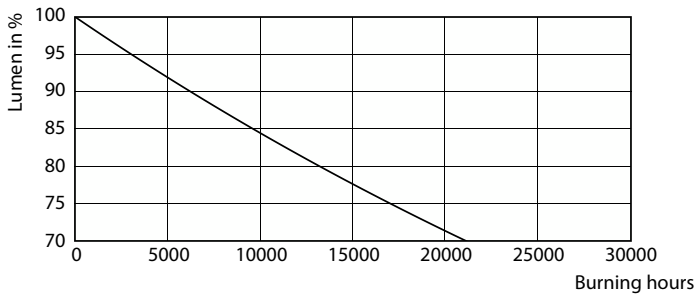


Light Distribution Diagram - LED SSW 60W A60 E27 WW FR ND 1BC/4

Lifetime



Life Expectancy Diagram - LED SSW 60W A60 E27 WW FR ND 1BC/4



Lumen Maintenance Diagram - LED SSW 60W A60 E27 WW FR ND 1BC/4

## SceneSwitch LEDbulbs

