



Classic filament LED Lamps

LEDClassic 2-25W B35 E14 WW CL ND APR

Featuring a classic heritage design, Classic filament LED bulbs combine the familiar shapes of classic incandescent bulbs with the benefits of the long-lasting LED technology. They deliver beautiful, decorative warm-white light while saving around 90% on energy costs compared with traditional light bulbs.

Product data

General Information		Lamp current (nom.)	
Cap base	E14 [E14]		20 mA
Nominal lifetime (nom.)	15000 h	Wattage equivalent	25 W
Switching cycle	20000X	Starting time (nom.)	0.5 s
Technical type	2-25W	Warm-up time to 60% light (nom.)	0.5 s
		Power factor (nom.)	0.4
		Voltage (nom.)	220-240 V
Light Technical		Controls and Dimming	
Colour Code	827 [CCT of 2700K]	Dimmable	No
Lamp Luminous Flux 25°C EL (Nom)	250 lm		
Lamp Luminous Flux (Nom)	250 lm	Mechanical and Housing	
Colour Designation	Warm white (WW)	Bulb finish	Clear
Colour Temperature, horizontal (Nom)	2700 K		
Lamp Luminous Efficacy EM (Nom)	125.00 lm/W	Approval and Application	
Colour consistency	<6	Energy-saving product	Yes
Colour Rendering Index,horiz (Nom)	80	Suitable for accent lighting	No
LLMF at end of nominal lifetime (nom.)	70 %	Energy efficiency label (EEL)	A++
		Energy Consumption kWh/1000 h	2 kWh
Operating and Electrical			
Input frequency	50 to 60 Hz		
Technical Lamp Power (Nom)	2 W		

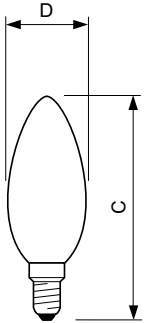
Classic filament LED Lamps

Product Data

Full product code	871869657427000
Order product name	LEDClassic 2-25W B35 E14 WW CL ND APR
EAN/UPC – product	8718696574270
Order code	929001238308
Numerator – quantity per pack	1

Numerator – packs per outer box	10
Material no. (12NC)	929001238308
Net weight (piece)	0.014 kg

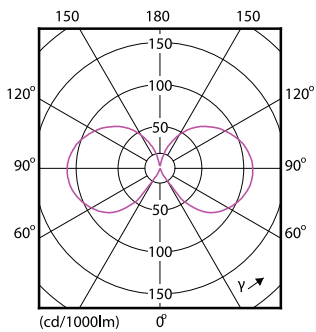
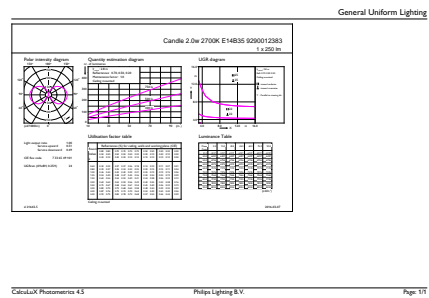
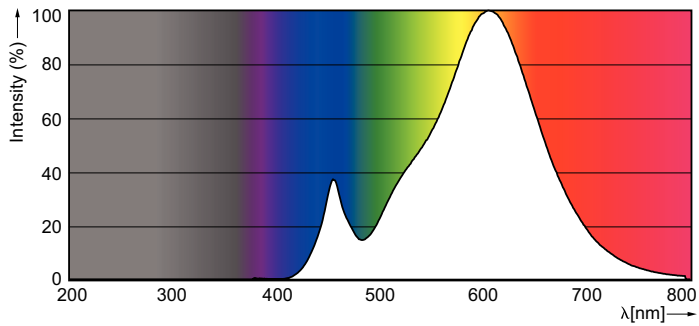
Dimensional drawing



filament 2.5W-25W 250lm NAD 2700K E14ND

Product	D	C
LEDClassic 2-25W B35 E14 WW CL ND APR	35 mm	97 mm

Photometric data



Classic filament LED Lamps

