



Classic filament LED Lamps

LEDClassic 2-25W BA35 E14 WW CL ND APR

Featuring a classic heritage design, Classic filament LED bulbs combine the familiar shapes of classic incandescent bulbs with the benefits of the long-lasting LED technology. They deliver beautiful, decorative warm-white light while saving around 90% on energy costs compared with traditional light bulbs.

Product data

| General Information | |
|--|---------------------|
| Cap base | E14 [E14] |
| Nominal lifetime (nom.) | 15000 h |
| Switching cycle | 20000X |
| Technical type | 2-25W |
| Light Technical | |
| Colour Code | 827 [CCT of 2700K] |
| Lamp Luminous Flux 25°C EL (Nom) | 250 lm |
| Lamp Luminous Flux (Nom) | 250 lm |
| Colour Designation | Warm white (WW) |
| Colour Temperature, horizontal (Nom) | 2700 K |
| Lamp Luminous Efficacy EM (Nom) | 125.00 lm/W |
| Colour consistency | <6 |
| Colour Rendering Index,horiz (Nom) | 80 |
| LLMF at end of nominal lifetime (nom.) | 70 % |
| Operating and Electrical | |
| Input frequency | 50 to 60 Hz |
| Technical Lamp Power (Nom) | 2 W |

| Lamp current (nom.) | 20 mA |
|----------------------------------|-----------|
| Wattage equivalent | 25 W |
| Starting time (nom.) | 0.5 s |
| Warm-up time to 60% light (nom.) | 0.5 s |
| Power factor (nom.) | 0.4 |
| Voltage (nom.) | 220-240 V |
| Controls and Dimming | |
| Dimmable | No |
| Mechanical and Housing | |
| Bulb finish | Clear |
| Approval and Application | |
| Energy-saving product | Yes |
| Suitable for accent lighting | No |
| Energy efficiency label (EEL) | A++ |
| Energy Consumption kWh/1000 h | 2 kWh |

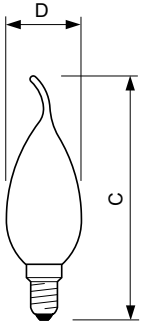
Classic filament LED Lamps

Product Data

| | |
|-------------------------------|--|
| Full product code | 871869657429400 |
| Order product name | LEDClassic 2-25W BA35 E14 WW CL ND APR |
| EAN/UPC – product | 8718696574294 |
| Order code | 929001238408 |
| Numerator – quantity per pack | 1 |

| | |
|---------------------------------|--------------|
| Numerator – packs per outer box | 10 |
| Material no. (12NC) | 929001238408 |
| Net weight (piece) | 0.014 kg |

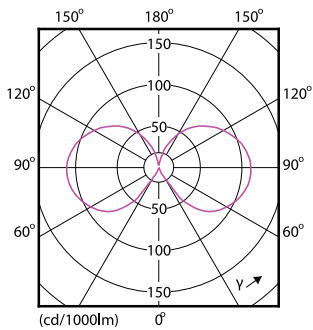
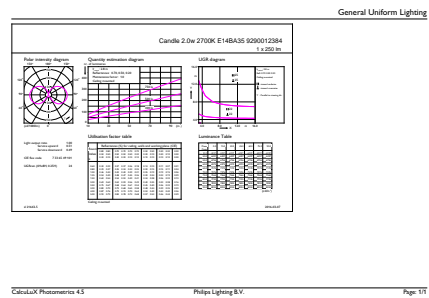
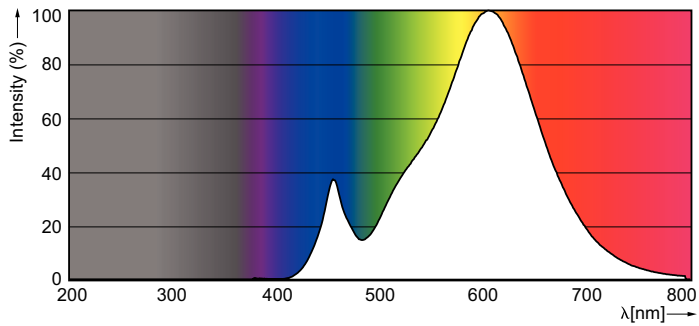
Dimensional drawing



filament 2.5W-25W 250lm NAD 2700K E14ND

| Product | D | C |
|--|-------|--------|
| LEDClassic 2-25W BA35 E14 WW CL ND APR | 35 mm | 123 mm |

Photometric data



Classic filament LED Lamps

