



Classic filament LED candles and lusters

Classic LEDCandle ND 4-40W B35 E14 827 CL

Featuring a classic heritage design, Classic filament LED candles and lusters combine the familiar shapes of classic incandescent candle or luster with the benefits of the long lasting LED technology. They deliver beautiful, decorative warm-white light while saving around 90% on energy costs compared with traditional light candles and lusters.

Product data

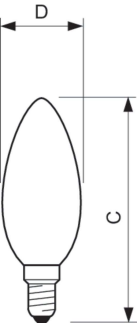
General Information	
Cap-Base	E14 [E14]
Nominal lifetime	15,000 hour(s)
Switching Cycle	20,000
Lighting Technology	LED
EU RoHS compliant	Yes
Light Technical	
Color Code	827 [CCT of 2700K]
Luminous Flux	470 lm
Color Designation	Warm White (WW)
Correlated Color Temperature (Nom)	2700 K
Luminous Efficacy (rated) (Nom)	117.50 lm/W
Color Consistency	<6
Color rendering index (CRI)	80
LLMF At End Of Nominal Lifetime (Nom)	70 %
Operating and Electrical	
Line Frequency	50 to 60 Hz
Input Frequency	50 to 60 Hz

Power Consumption	4 W
Lamp Current (Nom)	33 mA
Wattage Equivalent	40 W
Starting Time (Nom)	0.5 s
Warm-up time to 60% light	0.5 s
Power Factor (Fraction)	0.4
Voltage (Nom)	220-240 V
Controls and Dimming	
Dimmable	No
Mechanical and Housing	
Bulb Finish	Clear
Bulb Shape	B35 [B 35mm]
Approval and Application	
Energy Saving Product	Yes
Suitable For Accent Lighting	No
Energy Consumption kWh/1000 h	4 kWh

Classic filament LED candles and lusters

Product Data	
Order product name	CLA LEDCandle ND 4-40W B35 E14 827 CL
Full product name	Classic LEDCandle ND 4-40W B35 E14 827 CL
Full product code	871869658729400
Order code	58729400
Material Nr. (12NC)	929001258002

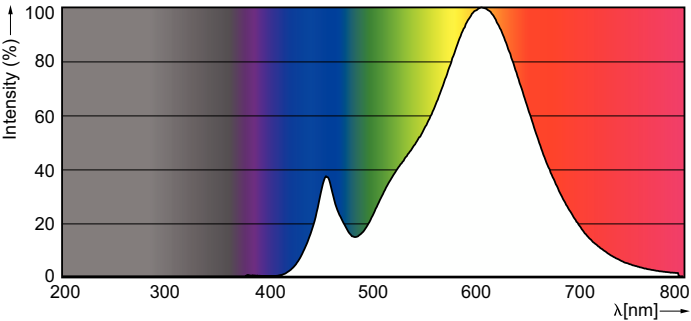
Dimensional drawing



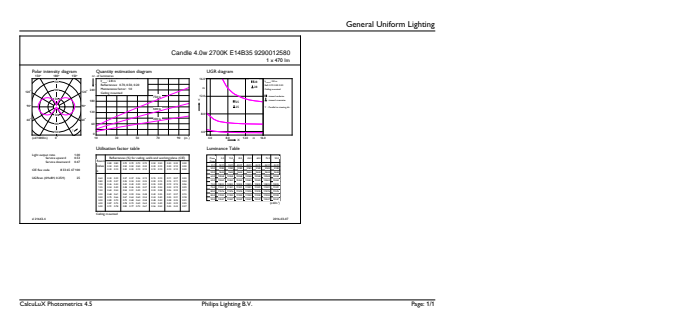
Numerator - Quantity Per Pack	1
EAN/UPC - Product/Case	8718696587294
Numerator - Packs per outer box	10
EAN/UPC - Case	8718696587300

Product	D	C
CLA LEDCandle ND 4-40W B35 E14 827 CL	35 mm	97 mm

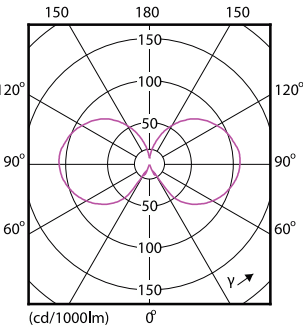
Photometric data



Spectral Power Distribution Colour - CLA LEDCandle ND 4-40W B35 E14 827 CL



General uniform lighting - CLA LEDCandle ND 4-40W B35 E14 827 CL



Light Distribution Diagram - CLA LEDCandle ND 4-40W B35 E14 827 CL

Classic filament LED candles and lusters

