



# Classic filament LED candles and lustres

## Classic LEDCandle ND 4-40W B35 E14 827 CL

Featuring a classic heritage design, filament LED candles and lustres combine the familiar shapes of classic incandescent candles or lustres with the benefits of long-lasting LED technology. They deliver beautiful, decorative warm-white light while saving around 90% on energy costs compared with traditional light candles and lustres.

### Product data

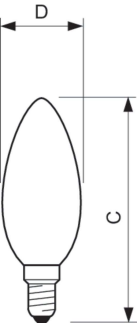
General Information	
Cap base	E14 [E14]
Nominal lifetime	15,000 h
Switching Cycle	20,000
Lighting Technology	LED
EU RoHS compliant	Yes
Light Technical	
Colour Code	827 [CCT of 2700K]
Luminous Flux	470 lm
Colour designation	Warm White (WW)
Correlated Colour Temperature	2700 K
Luminous efficacy (rated) (nom.)	117.50 lm/W
Colour consistency	<6
Colour rendering index (CRI)	80
LLMF at end of nominal lifetime (nom.)	70 %
Operating and Electrical	
Line Frequency	50 to 60 Hz
Input frequency	50 to 60 Hz

Power Consumption	4 W
Lamp current (nom.)	33 mA
Wattage equivalent	40 W
Starting time (nom.)	0.5 s
Warm-up time to 60% light	0.5 s
Power Factor (Fraction)	0.4
Voltage (nom.)	220-240 V
Controls and Dimming	
Dimmable	No
Mechanical and Housing	
Lamp Finish	Clear
Bulb shape	B35 [B 35 mm]
Approval and Application	
Energy-saving product	Yes
Suitable for accent lighting	No
Energy consumption kWh/1,000 hours	4 kWh

Classic filament LED candles and lustres

Product Data	
Order product name	CLA LEDCandle ND 4-40W B35 E14 827 CL
Full product name	Classic LEDCandle ND 4-40W B35 E14 827 CL
Full EOC	871869658729400
Order code	58729400
Material no. (12 NC)	929001258002

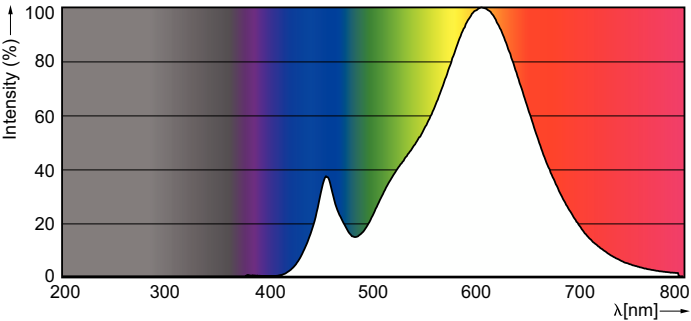
Dimensional drawing



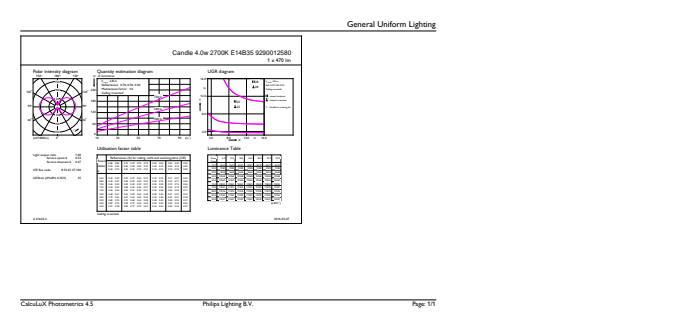
SAP numerator – quantity per pack	1
EAN/UPC – Product/Case	8718696587294
Numerator – packs per outer box	10
EAN/UPC – Case	8718696587300

Product	D	C
CLA LEDCandle ND 4-40W B35 E14 827 CL	35 mm	97 mm

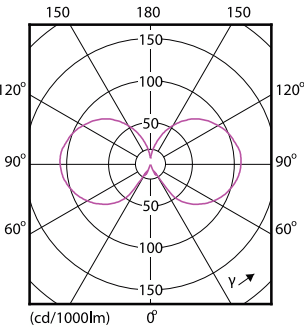
Photometric data



Spectral Power Distribution Colour - CLA LEDCandle ND 4-40W B35 E14 827 CL



General uniform lighting - CLA LEDCandle ND 4-40W B35 E14 827 CL



Light Distribution Diagram - CLA LEDCandle ND 4-40W B35 E14 827 CL

## Classic filament LED candles and lustres

