



# SceneSwitch LEDbulbs

## LED SSW 60W A60 E27 WW-CW FR ND 1BC/4

Some situations call for cool light, others benefit from the ambiance of a warm cozy glow. With Philips SceneSwitch LEDbulbs, you can have different light settings from just one bulb. And you don't need a dimmer! Optimize your lighting for relaxing, hobbies, recreation or working. Simply at the flick of a switch. And that's your existing switch! No extra installation is required.

### Product data

General Information	
Cap-Base	E27 [E27]
Nominal lifetime	15,000 hour(s)
Switching Cycle	100,000
Lighting Technology	LED
EU RoHS compliant	Yes

Light Technical	
Color Code	827/840 [CCT of 2700K/4000K]
Luminous Flux	806 lm
Color Designation	Warm White (WW)
Luminous Efficacy (rated) (Nom)	84.84 lm/W
Color Consistency	<6
Color rendering index (CRI)	80
LLMF At End Of Nominal Lifetime (Nom)	70 %

Operating and Electrical	
Line Frequency	50 to 60 Hz
Input Frequency	50 to 60 Hz
Power Consumption	9.5 W

Lamp Current (Nom)	100 mA
Wattage Equivalent	60 W
Starting Time (Nom)	0.5 s
Warm-up time to 60% light	0.5 s
Power Factor (Fraction)	0.5
Voltage (Nom)	220-240 V

Controls and Dimming	
Dimmable	No

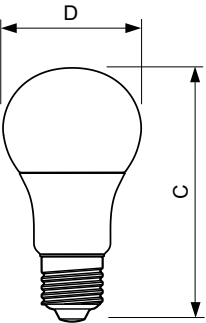
Mechanical and Housing	
Bulb Finish	Frosted
Bulb Shape	A60 [A 60mm]

Approval and Application	
Energy Saving Product	Yes
Suitable For Accent Lighting	No
Energy Consumption kWh/1000 h	9.5 kWh

SceneSwitch LEDbulbs

Product Data	
Order product name	LED SSW 60W A60 E27 WW-CW FR ND 1BC/4
Full product name	LED SSW 60W A60 E27 WW-CW FR ND 1BC/4
Full product code	871869659837500
Order code	929001264101
Material Nr. (12NC)	929001264101

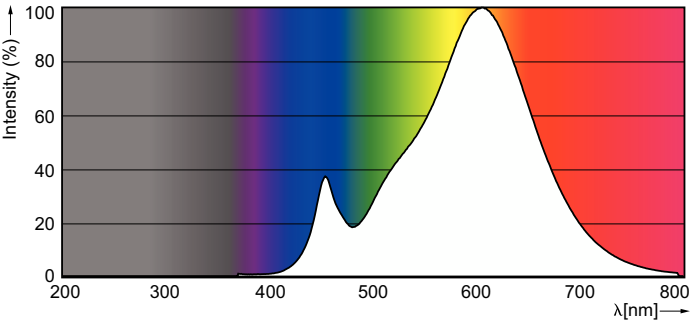
Dimensional drawing




Numerator - Quantity Per Pack	1
EAN/UPC - Product/Case	8718696598375
Numerator - Packs per outer box	4
EAN/UPC - Case	8718696598382

Product	D	C
LED SSW 60W A60 E27 WW-CW FR ND 1BC/4	61 mm	111 mm


Photometric data



Spectral Power Distribution Colour - LED SSW 60W A60 E27 WW-CW FR ND 1BC/4



Spectral Power Distribution Colour - LED SSW 60W A60 E27 WW-CW FR ND 1BC/4



Light Distribution Diagram - LED SSW 60W A60 E27 WW-CW FR ND 1BC/4

General uniform lighting - LED SSW 60W A60 E27 WW-CW FR ND 1BC/4

## SceneSwitch LEDbulbs

