



# SceneSwitch LED bulbs

## LED Scene Switch 60W A60 E27 WW-CW FR ND 1SRT4

Some situations call for cool light, others benefit from the ambience of a warm, cosy glow. With Philips SceneSwitch LEDbulbs, you can have different light settings from just one bulb. And you don't need a dimmer! Optimise your lighting for relaxing, hobbies, recreation or working. Simply, at the flick of a switch. And that's your existing switch! No extra installation is required.

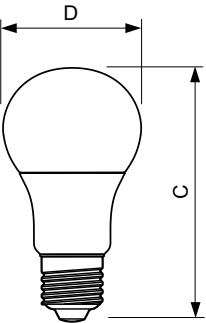
### Product data

<b>General Information</b>			
Cap base	E27 [E27]	Power Consumption	9.5 W
Nominal lifetime	15,000 h	Lamp current (nom.)	100 mA
Switching Cycle	100,000	Wattage equivalent	60 W
Lighting Technology	LED	Starting time (nom.)	0.5 s
EU RoHS compliant	Yes	Warm-up time to 60% light	0.5 s
<b>Light Technical</b>		Power Factor (Fraction)	0.5
Colour Code	827/840 [CCT of 2700K/4000K]	Voltage (nom.)	220-240 V
Luminous Flux	806 lm	<b>Controls and Dimming</b>	
Luminous efficacy (rated) (nom.)	84.84 lm/W	Dimmable	No
Colour consistency	<6	<b>Mechanical and Housing</b>	
Colour rendering index (CRI)	80	Lamp Finish	Frosted
LLMF at end of nominal lifetime (nom.)	70 %	Bulb shape	A60 [A 60 mm]
<b>Operating and Electrical</b>		<b>Approval and Application</b>	
Line Frequency	50 to 60 Hz	Energy consumption kWh/1,000 hours	9.5 kWh
Input frequency	50 to 60 Hz		

SceneSwitch LED bulbs

Product Data	
Order product name	LED SSW 60W A60 E27 WW-CW FR ND 1SRT4
Full product name	LED Scene Switch 60W A60 E27 WW-CW FR ND 1SRT4
Full EOC	871869659837501
Order code	59837501
Material no. (12 NC)	929001264158

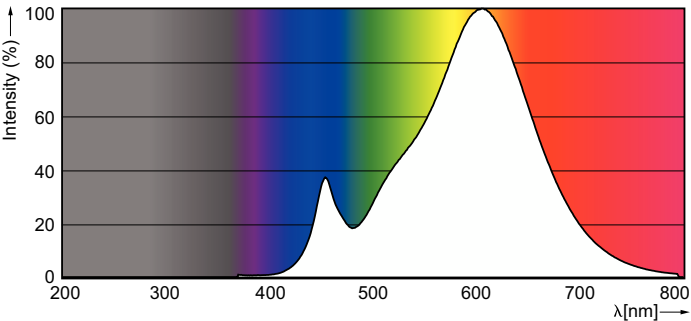
Dimensional drawing




SAP numerator – quantity per pack	1
EAN/UPC – Product/Case	8718696598375
Numerator – packs per outer box	4
EAN/UPC – Case	8718696747810

Product	D	C
LED SSW 60W A60 E27 WW-CW FR ND 1SRT4	61 mm	111 mm

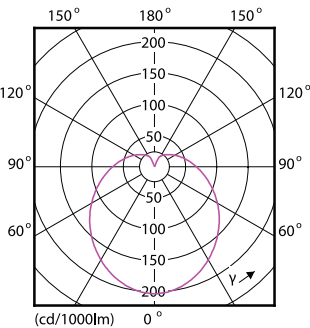
Photometric data



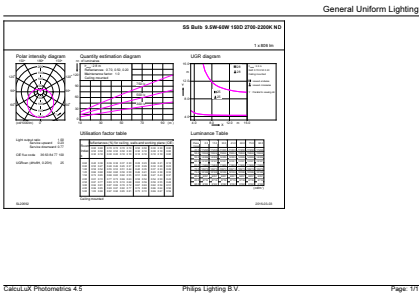
Spectral Power Distribution Colour - LED SSW 60W A60 E27 WW-CW FR ND 1SRT4



Spectral Power Distribution Colour - LED SSW 60W A60 E27 WW-CW FR ND 1SRT4



Light Distribution Diagram - LED SSW 60W A60 E27 WW-CW FR ND 1SRT4



General uniform lighting - LED SSW 60W A60 E27 WW-CW FR ND 1SRT4

## SceneSwitch LED bulbs

