



# Essential LEDspot MR16

## ESS LED MR16 3-35W 36D 865 100-240V

Essential LEDspots MR16 are compatible with most existing fixtures with a GU5.3 socket and are designed as a retrofit replacement for halogen spots. Essential LEDspots MR16 deliver significant energy savings and minimize initial investment.

### Product data

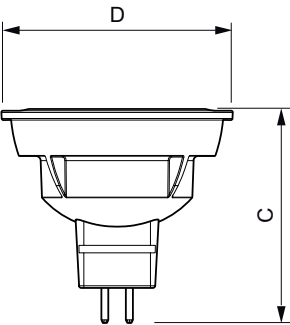
General Information			
Cap-Base	GU5.3 [GU5.3]	Input Frequency	50 to 60 Hz
Nominal lifetime	15,000 hour(s)	Power Consumption	3 W
Switching Cycle	50,000	Lamp Current (Nom)	55 mA
Lighting Technology	LED	Wattage Equivalent	35 W
EU RoHS compliant	Yes	Starting Time (Nom)	0.5 s
		Warm-up time to 60% light	1 s
Light Technical		Power Factor (Fraction)	0.4
Color Code	865 [CCT of 6500K]	Voltage (Nom)	100-240 V
Beam Angle (Nom)	36 degree(s)	Temperature	
Luminous Flux	230 lm	T-Case Maximum (Nom)	70 °C
Luminous Intensity (Nom)	380 cd	Controls and Dimming	
Color Designation	Cool Daylight	Dimmable	No
Correlated Color Temperature (Nom)	6500 K	Mechanical and Housing	
Luminous Efficacy (rated) (Nom)	76.67 lm/W	Bulb Shape	MR16 [2inch/50mm]
Color Consistency	<6	Approval and Application	
Color rendering index (CRI)	80	Suitable For Accent Lighting	Yes
LLMF At End Of Nominal Lifetime (Nom)	70 %		
Operating and Electrical			
Line Frequency	50 to 60 Hz		

Essential LEDspot MR16

Energy Consumption kWh/1000 h	3 kWh
Product Data	
Order product name	ESS LED MR16 3-35W 36D 865 100-240V
Full product name	ESS LED MR16 3-35W 36D 865 100-240V
Full product code	871869668568600
Order code	929001274608


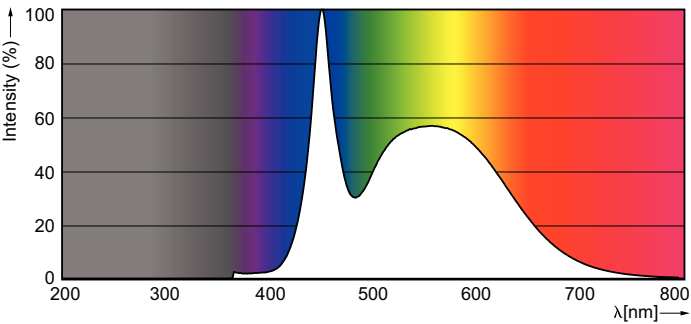
Material Nr. (12NC)	929001274608
Numerator - Quantity Per Pack	1
EAN/UPC - Product/Case	8718696685686
Numerator - Packs per outer box	10
EAN/UPC - Case	8718696685693

Dimensional drawing



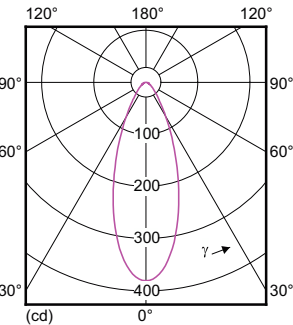
Product	D	C
ESS LED MR16 3-35W 36D 865 100-240V	51 mm	49 mm

Photometric data



Spectral Power Distribution Colour - ESS LED MR16 3-35W 36D 865 100-240V

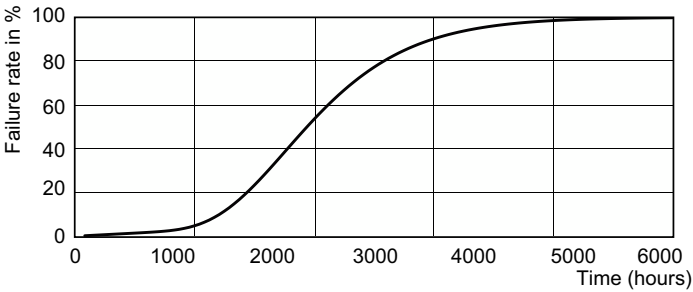
General uniform lighting - ESS LED MR16 3-35W 36D 865 100-240V



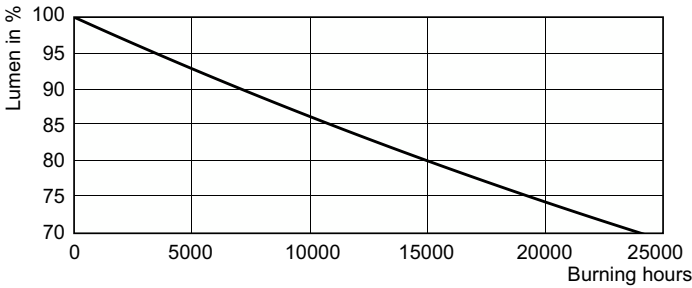
Light Distribution Diagram - ESS LED MR16 3-35W 36D 865 100-240V

Essential LEDspot MR16

Lifetime



Life Expectancy Diagram - ESS LED MR16 3-35W 36D 865 100-240V



Lumen Maintenance Diagram - ESS LED MR16 3-35W 36D 865 100-240V

