

MASTER LEDtube InstantFit HF

MASTER LEDtube HF 1200mm HO 14W840 T8

The Philips MASTER LEDtube integrates a LED light source into a traditional fluorescent form factor. Its unique design creates a perfectly uniform visual appearance which cannot be distinguished from traditional fluorescent. This product is the ideal solution for up lighting in general lighting applications.

Product data

General Information	
Cap base	G13 [Medium Bi-Pin Fluorescent]
RoHS mark	RoHS mark
Main application	Industrial
Nominal lifetime (nom.)	60000 h
Switching cycle	50000X
B50L70	60000 h

Light Technical	
Colour Code	840 [CCT of 4,000 K]
Technical Beam Angle (Nom)	160 °
Lamp Luminous Flux 25°C EL (Nom)	2100 lm
Lamp Luminous Flux (Nom)	2100 lm
Rated beam angle	160 °
Colour Temperature, horizontal (Nom)	4000 K
Colour consistency	<6
Colour Rendering Index,horiz (Nom)	83
LLMF at end of nominal lifetime (nom.)	70 %

Operating and Electrical	
Input frequency	20000-75000 Hz
Power (Rated) (Nom)	14 W
Lamp current (max.)	750 mA
Lamp current (min.)	300 mA
Starting time (nom.)	0.5 s
Warm-up time to 60% light (nom.)	0.5 s
Power factor (nom.)	0.9
Voltage (Nom)	30-80 V

Temperature	
T ambient (max.)	45 °C
T ambient (min.)	-20 °C
T storage (max.)	65 °C
T storage (min.)	-40 °C
T-Case maximum (nom.)	55 °C

Controls and Dimming	
Dimmable	Yes

MASTER LEDtube InstantFit HF

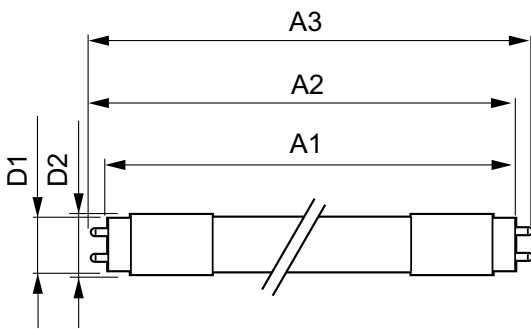
Mechanical and Housing	
Product length	1200 mm
Approval and Application	
Energy efficiency label (EEL)	A++
Energy-saving product	Yes
Approval marks	RoHS compliance CE marking KEMA Keur certificate
Energy Consumption kWh/1000 h	17 kWh
Product Data	
Full product code	871869668748200

Order product name	MASTER LEDtube HF 1200mm HO 14W840 T8
EAN/UPC – product	8718696687482
Order code	68748200
Numerator – quantity per pack	1
Numerator – packs per outer box	10
Material no. (12NC)	929001284102
Net weight (piece)	0.360 kg

Warnings and Safety

- NOTES: The overall energy efficiency and light distribution of any installation that uses these lamps are determined by the design of the installation.

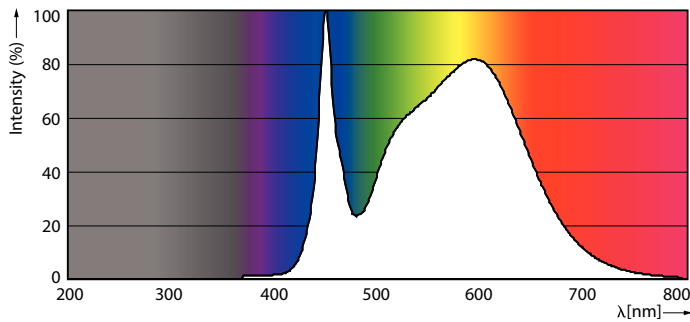
Dimensional drawing




MAS LEDtube HF 1200mm HO 14W840 T8

Product	D1	D2	A1	A2	A3
MASTER LEDtube HF 1200mm HO 14W840 T8	25.6 mm	28 mm	1198.1 mm	1205.2 mm	1212.3 mm

Photometric data



MAS LEDtube HF 1200mm HO 14W840 T8



General Lighting Data (GLD) for MASTER LEDtube HF 1200mm HO 14W840 T8

MAS LEDtube HF 1200mm HO 14W840 T8

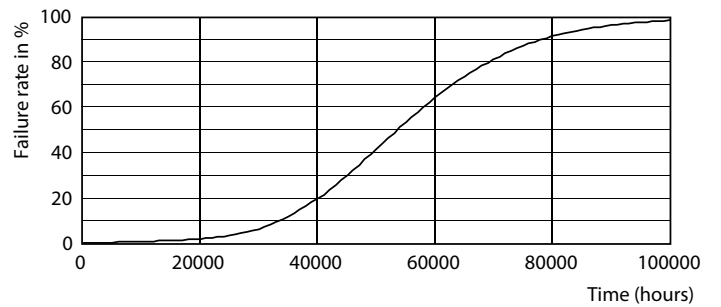
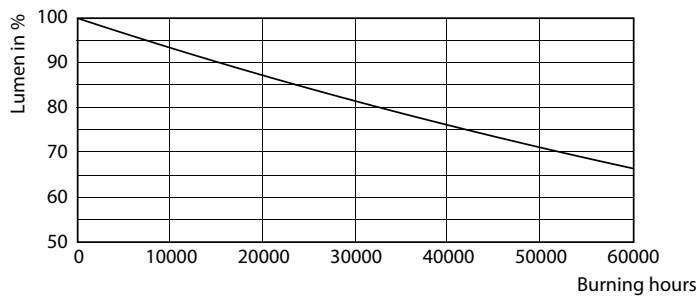
MASTER LEDtube InstantFit HF

Photometric data



LEDtube HF 1200mm 1500mm UO T8

Lifetime



LEDtube HF 1500mm 26W G5 T5

LEDtube HF 1200mm 1500mm UO T8



LEDtube HF HO-UO 14-24W G13 830-865 T8

LEDtube HF 1200mm HO-UO 14-16W G13 830-865 T8

MASTER LEDtube InstantFit HF

Lifetime



LEDtube HF HO-UO 14-24W G13 830-865 T8

