



MASTER LEDtube EM/ Mains

MASTER LEDtube 900mm HO 12W 840 T8

The Philips MASTER LEDtube integrates a LED light source into a traditional fluorescent form factor. Its unique design creates a perfectly uniform visual appearance which cannot be distinguished from traditional fluorescent. This product is the ideal solution for up lighting in general lighting applications.

Product data

General Information	
Cap base	G13 [Medium Bi-Pin Fluorescent]
RoHS mark	RoHS mark
Nominal lifetime (nom.)	50000 h
Switching cycle	200000X
B50L70	50000 h h

Light Technical	
Colour Code	840 [CCT of 4,000 K]
Technical Beam Angle (Nom)	160 °
Lamp Luminous Flux 25°C EL (Nom)	1575 lm
Lamp Luminous Flux (Nom)	1575 lm
Rated beam angle	160 °
Colour Temperature, horizontal (Nom)	4000 K
Colour consistency	<6
Colour Rendering Index,horiz (Nom)	83
LLMF at end of nominal lifetime (nom.)	70 %

Operating and Electrical	
Input frequency	50 to 60 Hz

Power (Rated) (Nom)	12 W
Lamp current (max.)	57 mA
Lamp current (min.)	51 mA
Starting time (nom.)	0.5 s
Warm-up time to 60% light (nom.)	0.5 s
Power factor (nom.)	0.9
Voltage (Nom)	220-240 V

Temperature	
T ambient (max.)	45 °C
T ambient (min.)	-20 °C
T storage (max.)	65 °C
T storage (min.)	-40 °C
T-Case maximum (nom.)	50 °C

Controls and Dimming	
Dimmable	No

MASTER LEDtube EM/Mains

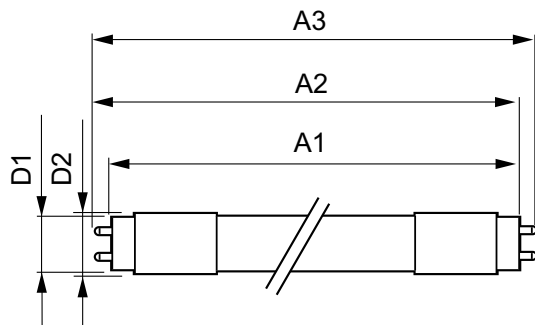
Mechanical and Housing	
Product length	900 mm
Approval and Application	
Energy efficiency label (EEL)	A++
Energy-saving product	Yes
Approval marks	CE marking RoHS compliance KEMA Keur certificate
Energy Consumption kWh/1000 h	12 kWh
Product Data	
Full product code	871869668708600

Order product name	MASTER LEDtube 900mm HO 12W 840 T8
EAN/UPC – product	8718696687086
Order code	68708600
Numerator – quantity per pack	1
Numerator – packs per outer box	10
Material no. (12NC)	929001298402
Net weight (piece)	0.174 kg

Warnings and Safety

• -


Dimensional drawing



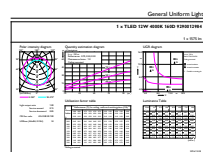
TLED 3ft 12W-30W 1575lm 160D 4000K G13ND

Product	D1	D2	A1	A2	A3
MASTER LEDtube 900mm HO 12W 840 T8	25.78 mm	28 mm	893.3 mm	900.4 mm	907.5 mm

Photometric data



LEDtube 600mm 1200mm 1500mm UO T8



LEDtube 900mm HO 12W840 T8


MASTER LEDtube EM/Mains

Photometric data




LEDtube 900mm HO 12W840 T8

Lifetime



LEDtube 600mm 1200mm 1500mm UO T8



LEDtube 600mm 1200mm 1500mm UO T8

