



# MASTER LEDtube EM/ Mains T8

## MAS LEDtube 1200mm HO 14W840 T8

The Philips MASTER LEDtube integrates a LED light source into a traditional fluorescent form factor. Its unique design creates a perfectly uniform visual appearance which cannot be distinguished from traditional fluorescent. For those that are looking for value for money within limited budget and re-lamping efforts for better light effect and lifetime.

### Product data

General Information	
Cap-Base	G13 [ Medium Bi-Pin Fluorescent]
RoHS mark	RoHS mark
Nominal Lifetime (Nom)	50000 h
Switching Cycle	200000X
B50L70	50000 h

Light Technical	
Color Code	840 [ CCT of 4000K]
Luminous Flux (Nom)	2100 lm
Luminous Flux (Rated) (Nom)	2100 lm
Correlated Color Temperature (Nom)	4000 K
Color Consistency	<6
Color Rendering Index (Nom)	83
LLMF At End Of Nominal Lifetime (Nom)	70 %

Operating and Electrical	
Input Frequency	50 to 60 Hz
Power (Rated) (Nom)	14 W
Lamp Current (Max)	65 mA

Lamp Current (Min)	60 mA
Starting Time (Nom)	0.5 s
Warm Up Time to 60% Light (Nom)	0.5 s
Power Factor (Nom)	0.9
Voltage (Nom)	220-240 V

Temperature	
T-Ambient (Max)	45 °C
T-Ambient (Min)	-20 °C
T-Storage (Max)	65 °C
T-Storage (Min)	-40 °C
T-Case Maximum (Nom)	55 °C

Controls and Dimming	
Dimmable	No

Mechanical and Housing	
Product Length	1200 mm

# MASTER LEDtube EM/Mains T8

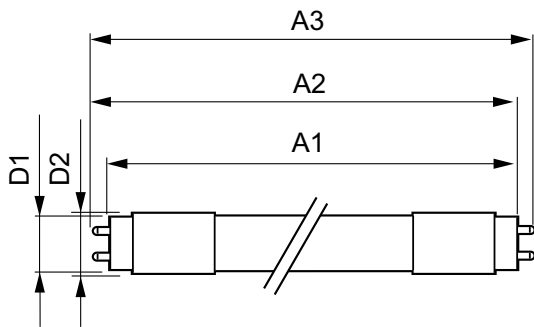
Approval and Application	
Energy Efficiency Label (EEL)	A++
Energy Saving Product	Yes
Approval Marks	CE marking RoHS compliance KEMA Keur certificate
Energy Consumption kWh/1000 h	14 kWh
Product Data	
Full product code	871869668726000

Order product name	MAS LEDtube 1200mm HO 14W840 T8
EAN/UPC - Product	8718696687260
Order code	929001299308
Numerator - Quantity Per Pack	1
Numerator - Packs per outer box	10
Material Nr. (12NC)	929001299308
Net Weight (Piece)	0.215 kg

## Warnings and Safety

- NOTES: The overall energy efficiency and light distribution of any installation that uses these lamps are determined by the design of the installation.


## Dimensional drawing



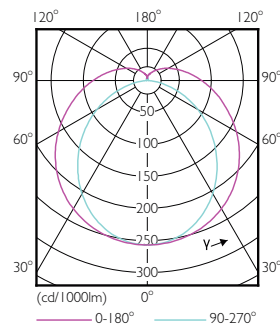
TLED 4ft 14W-36W 2100lm 150D 4000K G13ND

Product	D1	D2	A1	A2	A3
MAS LEDtube 1200mm HO 14W840 T8	25.8 mm	28 mm	1198.2 mm	1205.3 mm	1212.4 mm

## Photometric data



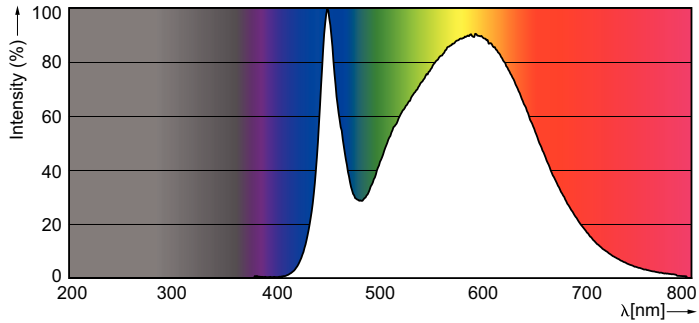
MAS LEDtube HO 14W G13 840 T8



MAS LEDtube HO 14W G13 830-865 T8

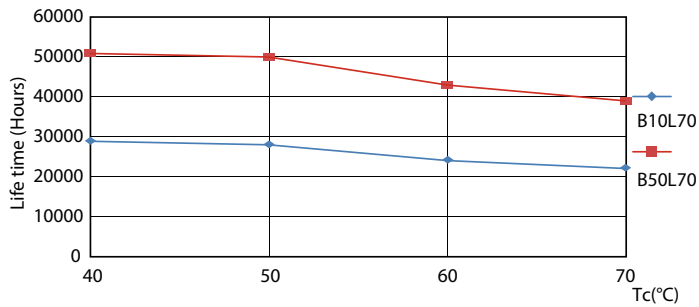
# MASTER LEDtube EM/Mains T8

## Photometric data

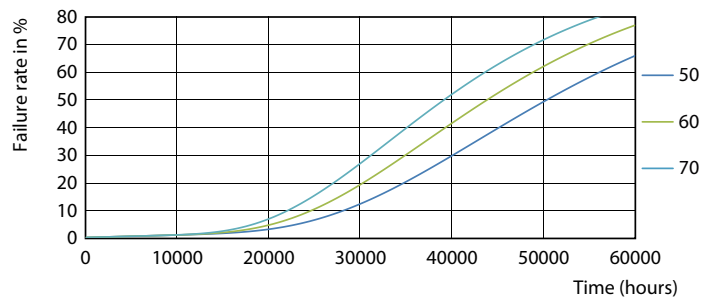


STD 1200 mm 14.5 W /840 T8 I

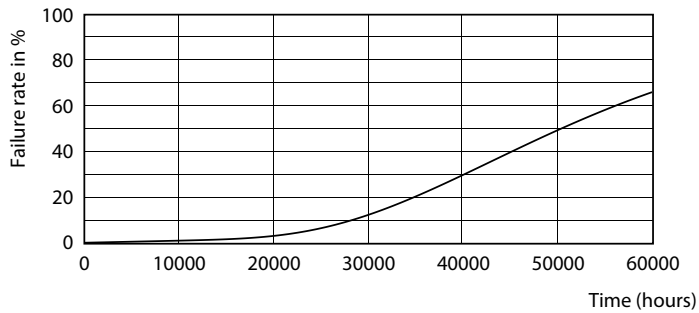
## Lifetime



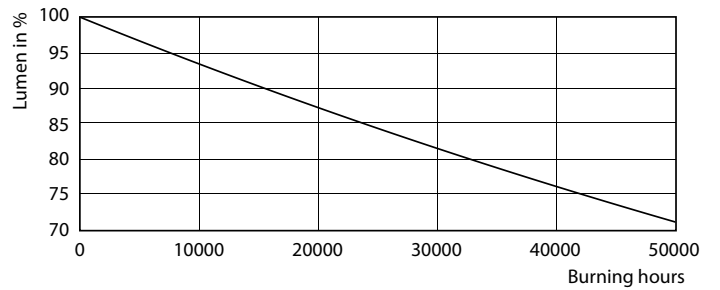
MAS LEDtube HO 14W G13 830-865 T8



MAS LEDtube HO 14W G13 830-865 T8



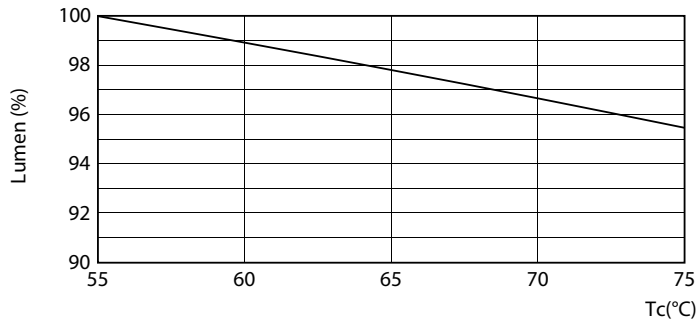
MAS LEDtube HO 14W G13 830-865 T8



MAS LEDtube HO 14W G13 830-865 T8

# MASTER LEDtube EM/Mains T8

## Lifetime



MAS LEDtube HO 14W G13 830-865 T8

