

T12

20T12 EM LED/48-3500 IF G 10/1

Philips UniversalFit TLEDs offer unique ballast compatibility working with both electronic (instant-start) and magnetic ballasts while meeting the revised UL1993 standards. The UniversalFit TLEDs are engineered to deliver excellent lighting effects and substantial energy savings while providing unmatched user & installer safety.

Product data

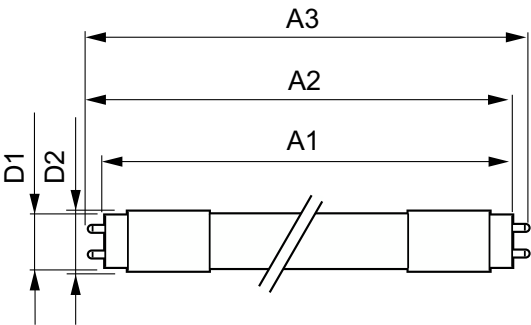
General Information	
Cap-Base	G13 [Medium Bi-Pin Fluorescent]
Nominal lifetime	36,000 hour(s)
Switching Cycle	50,000
Lighting Technology	LED
EU RoHS compliant	Yes
Light Technical	
Color Code	835 [CCT of 3500K]
Beam Angle (Nom)	240 degree(s)
Luminous Flux	2,000 lm
Color Designation	White (WH)
Correlated Color Temperature (Nom)	3500 K
Luminous Efficacy (rated) (Nom)	100.00 lm/W
Color Consistency	<6
Color rendering index (CRI)	82
LLMF At End Of Nominal Lifetime (Nom)	70 %
Operating and Electrical	
Line Frequency	60 Hz
Input Frequency	60 Hz
Power Consumption	20 W
Lamp Current (Max)	220 mA

Lamp Current (Min)	90 mA
Starting Time (Nom)	0.5 s
Warm-up time to 60% light	0.5 s
Power Factor (Fraction)	0.5
Voltage (Nom)	120-277 V
Temperature	
Ambient temperature range	-4 °F to 113 °F
T-Case Maximum (Nom)	149 °F
Controls and Dimming	
Dimmable	No
Mechanical and Housing	
Product Length	47-1/4 inch
Bulb Shape	Tube, double-ended
Approval and Application	
Energy Saving Product	Yes
Suitable For Accent Lighting	No
Approval Marks	UL certificate RoHS compliance
Energy Consumption kWh/1000 h	- kWh

Product Data	
Order product name	20T12 EM LED/48-3500 IF G 10/1
Full product name	20T12 EM LED/48-3500 IF G 10/1
Order code	469064
Material Nr. (12NC)	929001306204
Numerator - Quantity Per Pack	1

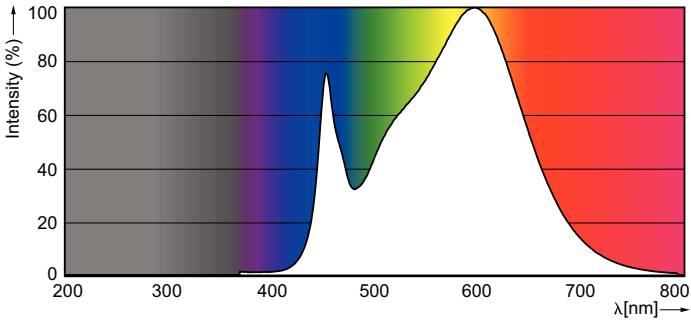
EAN/UPC - Product/Case	046677472757
Numerator - Packs per outer box	10
EAN/UPC - Case	50046677469066

Dimensional drawing

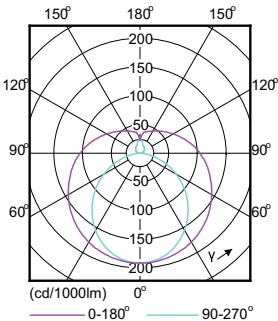


Product	D1	D2	A1	A2	A3
20T12 EM LED/48-3500 IF G 10/1	25.68 mm	28 mm	1,198 mm	1,205 mm	1,212 mm


Photometric data



Spectral Power Distribution Colour - 20T12 EM LED/48-3500 IF G 10/1



Light Distribution Diagram - 20T12 EM LED/48-3500 IF G 10/1



General Uniform Lighting

General uniform lighting - 20T12 EM LED/48-3500 IF G 10/1

