



LED PAR38

14PAR38/LED/827/F25/DIM/ULW/120V 6/1FB

Philips LED spots with a single optic beam, provide a clean beam that's free from shadows with beam angles from 15 and 40 degrees to suit every general lighting application.

Product data

General Information	
Cap-Base	E26 [Single Contact Medium Screw]
Nominal lifetime	25,000 hour(s)
Switching Cycle	25,000
Lighting Technology	LED
EU RoHS compliant	Yes
Light Technical	
Color Code	827 [CCT of 2700K]
Beam Angle (Nom)	25 degree(s)
Luminous Flux	1,150 lm
Luminous Intensity (Nom)	5,700 cd
Color Designation	Warm White (WW)
Correlated Color Temperature (Nom)	2700 K
Luminous Efficacy (rated) (Nom)	82.00 lm/W
Color Consistency	<6
Color rendering index (CRI)	80
LLMF At End Of Nominal Lifetime (Nom)	70 %
Operating and Electrical	
Line Frequency	50 to 60 Hz
Input Frequency	50 to 60 Hz
Power Consumption	14 W
Lamp Current (Nom)	120 mA

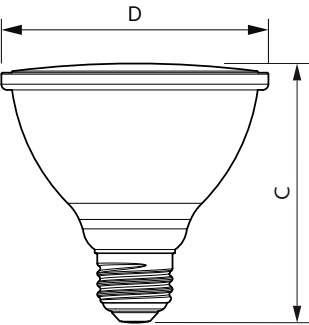
Wattage Equivalent	120 W
Starting Time (Nom)	0.5 s
Warm-up time to 60% light	0.5 s
Power Factor (Fraction)	0.9
Voltage (Nom)	120 V
Temperature	
T-Case Maximum (Nom)	70 °C
Controls and Dimming	
Dimmable	Yes
Mechanical and Housing	
Bulb Finish	Clear
Bulb Material	Glass
Bulb Shape	PAR38 [PAR 4.75 inch/121mm]
Approval and Application	
Suitable For Accent Lighting	Yes
Energy Consumption kWh/1000 h	- kWh
Product Data	
Order product name	14PAR38/LED/827/F25/DIM/ULW/120V 6/1FB
Full product name	14PAR38/LED/827/F25/DIM/ULW/120V 6/1FB

LED PAR38

Order code	529503
Material Nr. (12NC)	929001318304
Numerator - Quantity Per Pack	1
EAN/UPC - Product/Case	046677529505

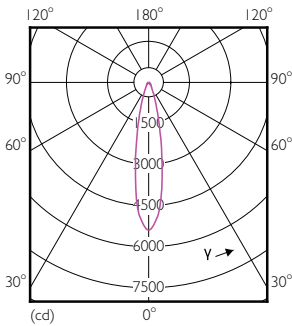
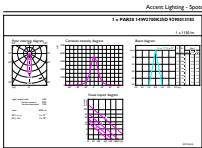
Numerator - Packs per outer box	6
EAN/UPC - Case	50046677529500

Dimensional drawing




Product	D	C
14PAR38/LED/827/F25/DIM/ULW/120V 6/1FB	122 mm	134 mm

Photometric data



Accent Lighting Spots - 14PAR38/LED/827/F25/DIM/ULW/120V 6/1FB

Light Distribution Diagram - 14PAR38/LED/827/F25/DIM/ULW/120V 6/1FB



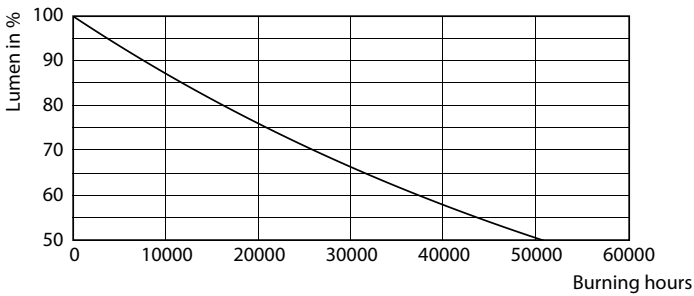
Spectral Power Distribution Colour - 14PAR38/LED/827/F25/DIM/ULW/120V 6/1FB

LED PAR38

Lifetime



Life Expectancy Diagram - 14PAR38/LED/827/F25/DIM/ULW/120V 6/1FB



Lumen Maintenance Diagram - 14PAR38/LED/827/F25/DIM/ULW/120V 6/1FB

