



# LED PAR38

## 14PAR38/LED/835/F25/GL/DIM FB 1PK 6/1

Philips LED spots with a single optic beam, provide a clean beam that's free from shadows with beam angles from 15 and 40 degrees to suit every general lighting application.

### Product data

General Information	
Base	E26 [ Single Contact Medium Screw]
Nominal Lifetime (Nom)	25000 h
Switching Cycle	25000X
Technical Type	14-120W

Light Technical	
Color Code	835 [ CCT of 3500K]
Beam Angle (Nom)	25 °
Initial lumen (Nom)	1200 lm
Luminous Flux (Rated) (Nom)	1200 lm
Luminous Intensity (Nom)	6000 cd
Color Designation	White (WH)
Rated Beam Angle	25 °
Correlated Color Temperature (Nom)	3500 K
Luminous Efficacy (rated) (Nom)	85.71 lm/W
Color Consistency	<6
Color Rendering Index (Nom)	80
LLMF At End Of Nominal Lifetime (Nom)	70 %

Operating and Electrical	
Input Frequency	50 to 60 Hz
Power (Rated) (Nom)	14 W
Lamp Current (Nom)	120 mA

Wattage Equivalent	120 W
Starting Time (Nom)	0.5 s
Warm Up Time to 60% Light (Nom)	0.5 s
Power Factor (Nom)	0.9
Voltage (Nom)	120 V

Temperature	
T-Case Maximum (Nom)	80 °C

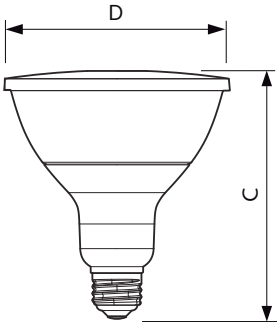
Controls and Dimming	
Dimmable	Yes

Approval and Application	
Suitable For Accent Lighting	Yes

Product Data	
Order product name	14PAR38/AMB/835/F25/GL/DIM/FB/1PK 6/1
EAN/UPC - Product	046677474676
Order code	474676
Numerator - Quantity Per Pack	1
Numerator - Packs per outer box	6
Material Nr. (12NC)	929001318504
Net Weight (Piece)	0.385 kg

# LED PAR38

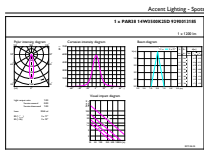
## Dimensional drawing



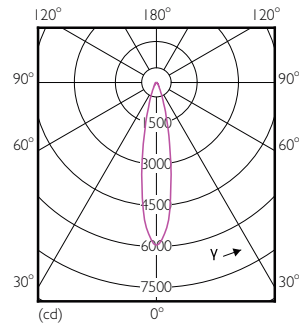
PAR38 120V 14-120W 25D 3500K E26 D

Product	D	C
14PAR38/AMB/835/F25/GL/DIM/FB/1PK 6/1	121 mm	132 mm

## Photometric data

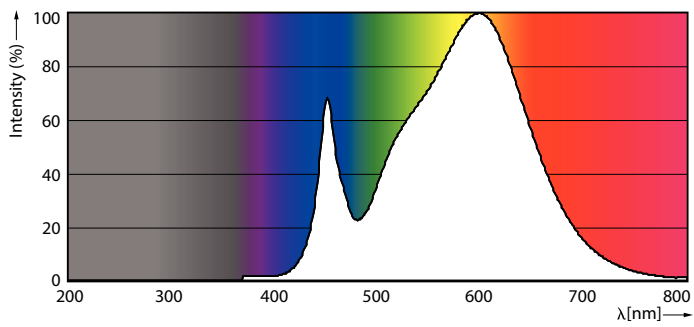


General Information LED Lighting E26 Page 17



LED Classic PAR38 14W E26 835 F26

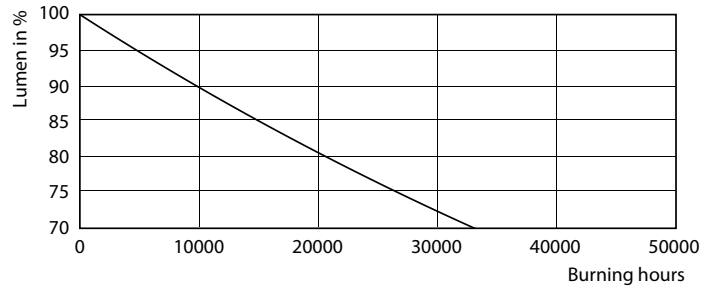
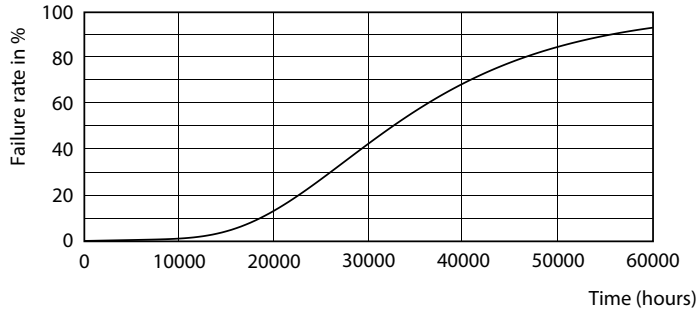
LED Classic PAR38 14W E26 835 F25



LED Classic PAR38 12-14W E26 835 F25-F40

# LED PAR38

## Lifetime



LED Classic PAR38 12-14W E26 835 F25-F40

LED Classic PAR38 12-14W E26 835 F25-F40

