



LED PAR38

14PAR38/LED/840/F25/DIM/ULW/120V 6/1FB

Philips LED spots with a single optic beam, provide a clean beam that's free from shadows with beam angles from 15 and 40 degrees to suit every general lighting application.

Product data

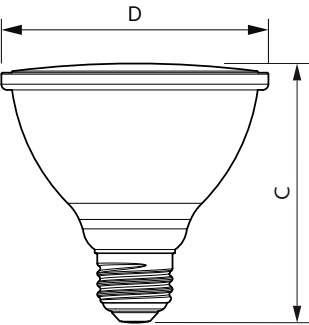
General Information		Wattage Equivalent	
Cap-Base	E26 [Single Contact Medium Screw]	120 W	
Nominal lifetime	25,000 hour(s)	Starting Time (Nom)	
Switching Cycle	25,000	0.5 s	
Lighting Technology	LED	Warm-up time to 60% light	
EU RoHS compliant	Yes	0.5 s	
Light Technical		Power Factor (Fraction)	
Color Code	840 [CCT of 4000K]	0.9	
Beam Angle (Nom)	25 degree(s)	Voltage (Nom)	
Luminous Flux	1,200 lm	120 V	
Luminous Intensity (Nom)	6,000 cd	Temperature	
Color Designation	Cool White (CW)	T-Case Maximum (Nom)	
Correlated Color Temperature (Nom)	4000 K	158 °F	
Luminous Efficacy (rated) (Nom)	85.00 lm/W	Controls and Dimming	
Color Consistency	<6	Dimmable	
Color rendering index (CRI)	80	Yes	
LLMF At End Of Nominal Lifetime (Nom)	70 %	Mechanical and Housing	
Operating and Electrical		Bulb Finish	
Line Frequency	50 to 60 Hz	Clear	
Input Frequency	50 to 60 Hz	Bulb Material	
Power Consumption	14 W	Glass	
Lamp Current (Nom)	120 mA	Bulb Shape	
		PAR38 [PAR 4.75 inch/121mm]	
		Approval and Application	
		Suitable For Accent Lighting	
		Yes	
		Energy Consumption kWh/1000 h	
		- kWh	
		Product Data	
		Order product name	
		14PAR38/LED/840/F25/DIM/ULW/120V 6/1FB	
		Full product name	
		14PAR38/LED/840/F25/DIM/ULW/120V 6/1FB	

LED PAR38

Order code	529537
Material Nr. (12NC)	929001318604
Numerator - Quantity Per Pack	1
EAN/UPC - Product/Case	046677529536


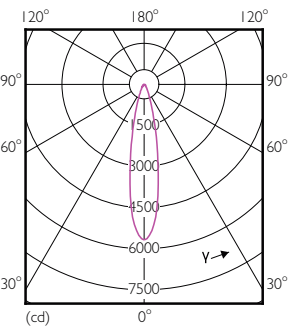
Numerator - Packs per outer box	6
EAN/UPC - Case	50046677529531

Dimensional drawing




Product	D	C
14PAR38/LED/840/F25/DIM/ULW/120V 6/1FB	4-13/16 inch	5-5/16 inch

Photometric data



Light Distribution Diagram - 14PAR38/LED/840/F25/DIM/ULW/120V 6/1FB

Accent Lighting Spots - 14PAR38/LED/840/F25/DIM/ULW/120V 6/1FB



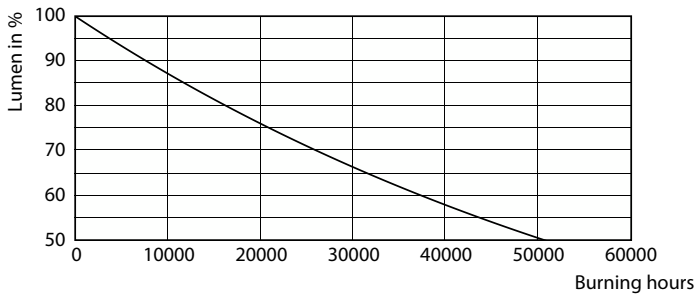
Spectral Power Distribution Colour - 14PAR38/LED/840/F25/DIM/ULW/120V 6/1FB

LED PAR38

Lifetime



Life Expectancy Diagram - 14PAR38/LED/840/F25/DIM/ULW/120V 6/1FB



Lumen Maintenance Diagram - 14PAR38/LED/840/F25/DIM/ULW/120V 6/1FB

