



LED PAR38

14PAR38/LED/835/F40/GL/DIM FB 1PK 6/1

Philips LED spots with a single optic beam, provide a clean beam that's free from shadows with beam angles from 15 and 40 degrees to suit every general lighting application.

Product data

General Information	
Base	E26 [Single Contact Medium Screw]
Nominal Lifetime (Nom)	25000 h
Switching Cycle	25000X
Technical Type	14-120W

Light Technical	
Color Code	835 [CCT of 3500K]
Beam Angle (Nom)	40 °
Initial lumen (Nom)	1200 lm
Luminous Flux (Rated) (Nom)	1200 lm
Luminous Intensity (Nom)	2500 cd
Color Designation	White (WH)
Rated Beam Angle	40 °
Correlated Color Temperature (Nom)	3500 K
Luminous Efficacy (rated) (Nom)	85.71 lm/W
Color Consistency	<6
Color Rendering Index (Nom)	80
LLMF At End Of Nominal Lifetime (Nom)	70 %

Operating and Electrical	
Input Frequency	50 to 60 Hz
Power (Rated) (Nom)	14 W
Lamp Current (Nom)	120 mA

Wattage Equivalent	120 W
Starting Time (Nom)	0.5 s
Warm Up Time to 60% Light (Nom)	0.5 s
Power Factor (Nom)	0.9
Voltage (Nom)	120 V

Temperature	
T-Case Maximum (Nom)	80 °C

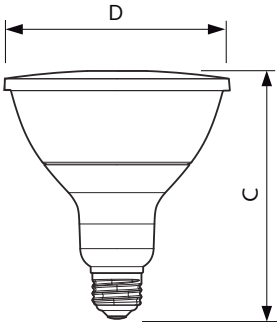
Controls and Dimming	
Dimmable	Yes

Approval and Application	
Suitable For Accent Lighting	Yes

Product Data	
Order product name	14PAR38/AMB/835/F40/GL/DIM/FB/1PK 6/1
EAN/UPC - Product	046677474683
Order code	474684
Numerator - Quantity Per Pack	1
Numerator - Packs per outer box	6
Material Nr. (12NC)	929001319004
Net Weight (Piece)	0.385 kg

LED PAR38

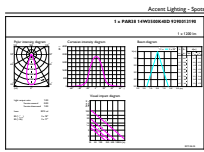
Dimensional drawing



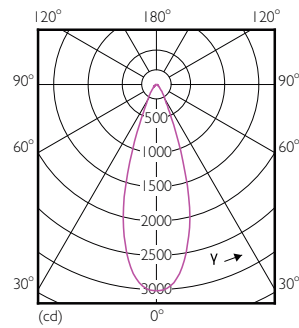
PAR38 120V 14-120W 40D 3500K E26 D

Product	D	C
14PAR38/AMB/835/F40/GL/DIM/FB/1PK 6/1	121 mm	132 mm

Photometric data

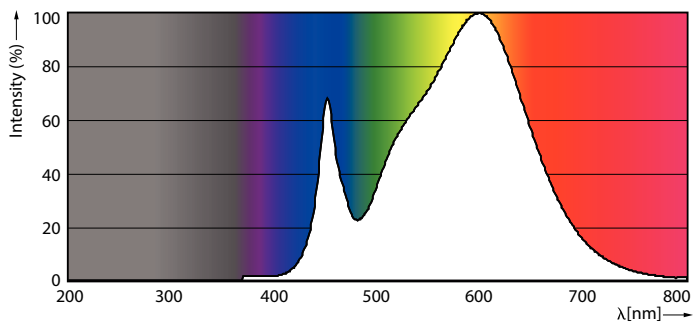


General Information 41 Photo Lighting 47 Page 107



LED Classic PAR38 14W E26 835 F40

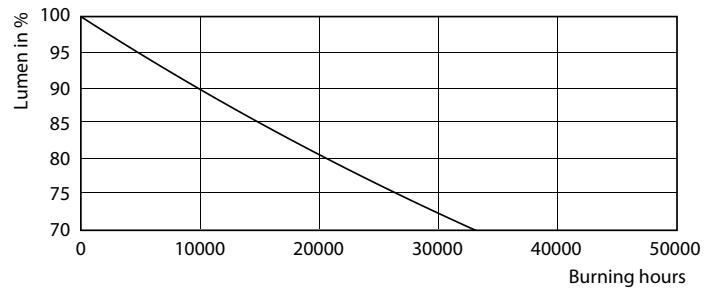
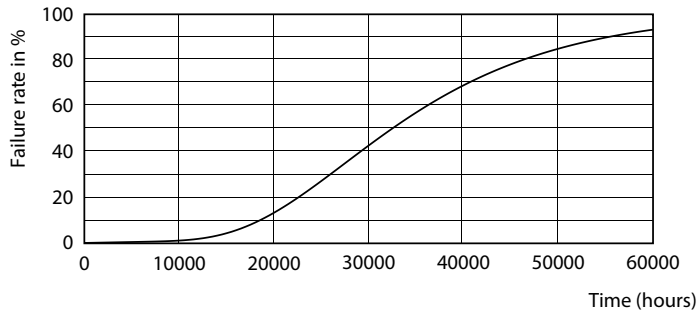
LED Classic PAR38 14W E26 835 F40



LED Classic PAR38 12-14W E26 835 F25-F40

LED PAR38

Lifetime



LED Classic PAR38 12-14W E26 835 F25-F40

LED Classic PAR38 12-14W E26 835 F25-F40

