



Classic filament LED candles and lusters

CLA LEDCandle D 2.7-25W B35 E14 827 CL

Featuring a classic heritage design, Classic filament LED candles and lusters combine the familiar shapes of classic incandescent candle or luster with the benefits of the long lasting LED technology. They deliver beautiful, decorative warm-white light while saving around 90% on energy costs compared with traditional light candles and lusters.

Product data

General Information	
Cap-Base	E14 [E14]
Nominal lifetime	15,000 hour(s)
Switching Cycle	20,000
Lighting Technology	LED
EU RoHS compliant	Yes
Light Technical	
Color Code	827 [CCT of 2700K]
Luminous Flux	250 lm
Color Designation	Warm White (WW)
Correlated Color Temperature (Nom)	2700 K
Luminous Efficacy (rated) (Nom)	92.59 lm/W
Color Consistency	<6
Color rendering index (CRI)	80
LLMF At End Of Nominal Lifetime (Nom)	70 %
Operating and Electrical	
Line Frequency	50 to 60 Hz
Input Frequency	50 to 60 Hz

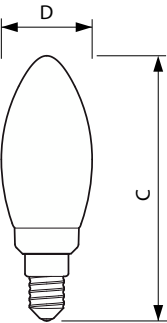
Power Consumption	2.7 W
Lamp Current (Nom)	12 mA
Wattage Equivalent	25 W
Starting Time (Nom)	0.5 s
Warm-up time to 60% light	0.5 s
Power Factor (Fraction)	0.7
Voltage (Nom)	220-240 V
Temperature	
T-Case Maximum (Nom)	40 °C
Controls and Dimming	
Dimmable	Yes
Mechanical and Housing	
Bulb Finish	Clear
Bulb Shape	B35 [B 35mm]
Approval and Application	
Energy Consumption kWh/1000 h	3 kWh

Classic filament LED candles and lusters

EyeComfort	Yes
Product Data	
Order product name	CLA LEDCandle D 2.7-25W B35 E14 827 CL
Full product name	CLA LEDCandle D 2.7-25W B35 E14 827 CL
Full product code	871869670980100
Order code	929001332002


Material Nr. (12NC)	929001332002
Numerator - Quantity Per Pack	1
EAN/UPC - Product/Case	8718696709801
Numerator - Packs per outer box	10
EAN/UPC - Case	8718696709818

Dimensional drawing

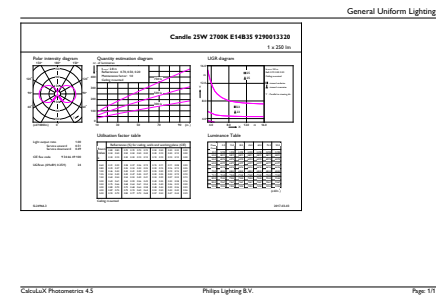


Product	D	C
CLA LEDCandle D 2.7-25W B35 E14 827 CL	35 mm	103 mm

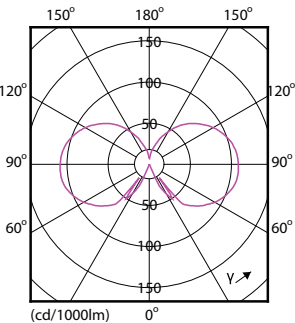
Photometric data



Spectral Power Distribution Colour - CLA LEDCandle D 2.7-25W B35 E14 827 CL



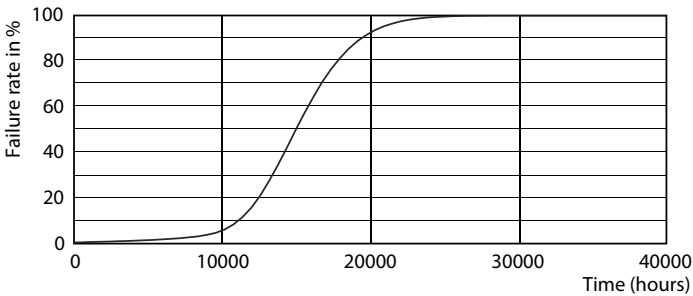
General uniform lighting - CLA LEDCandle D 2.7-25W B35 E14 827 CL



Light Distribution Diagram - CLA LEDCandle D 2.7-25W B35 E14 827 CL

Classic filament LED candles and lusters

Lifetime



Life Expectancy Diagram - CLA LEDCandle D 2.7-25W B35 E14 827 CL

Lumen Maintenance Diagram - CLA LEDCandle D 2.7-25W B35 E14 827 CL

