



# Classic filament LED candles and lusters

## CLA LEDLuster D 2.7-25W P45 E14 827 CL

Featuring a classic heritage design, Classic filament LED candles and lusters combine the familiar shapes of classic incandescent candle or luster with the benefits of the long lasting LED technology. They deliver beautiful, decorative warm-white light while saving around 90% on energy costs compared with traditional light candles and lusters.

### Product data

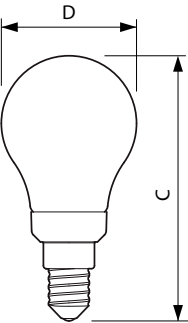
General Information		Power Consumption	
Cap-Base	E14 [E14]	Lamp Current (Nom)	12 mA
Nominal lifetime	15,000 hour(s)	Wattage Equivalent	25 W
Switching Cycle	20,000	Starting Time (Nom)	0.5 s
Lighting Technology	LED	Warm-up time to 60% light	0.5 s
EU RoHS compliant	Yes	Power Factor (Fraction)	0.7
Light Technical		Voltage (Nom)	220-240 V
Color Code	827 [CCT of 2700K]	Temperature	
Luminous Flux	250 lm	T-Case Maximum (Nom)	40 °C
Color Designation	Warm White (WW)	Controls and Dimming	
Correlated Color Temperature (Nom)	2700 K	Dimmable	Yes
Luminous Efficacy (rated) (Nom)	92.59 lm/W	Mechanical and Housing	
Color Consistency	<6	Bulb Finish	Clear
Color rendering index (CRI)	80	Bulb Shape	P45 [P 45mm]
LLMF At End Of Nominal Lifetime (Nom)	70 %	Approval and Application	
Operating and Electrical		Energy Consumption kWh/1000 h	3 kWh
Line Frequency	50 to 60 Hz		
Input Frequency	50 to 60 Hz		

Classic filament LED candles and lusters

EyeComfort	Yes
Product Data	
Order product name	CLA LEDLuster D 2.7-25W P45 E14 827 CL
Full product name	CLA LEDLuster D 2.7-25W P45 E14 827 CL
Full product code	871869670986300
Order code	929001332302


Material Nr. (12NC)	929001332302
Numerator - Quantity Per Pack	1
EAN/UPC - Product/Case	8718696709863
Numerator - Packs per outer box	10
EAN/UPC - Case	8718696709870

Dimensional drawing

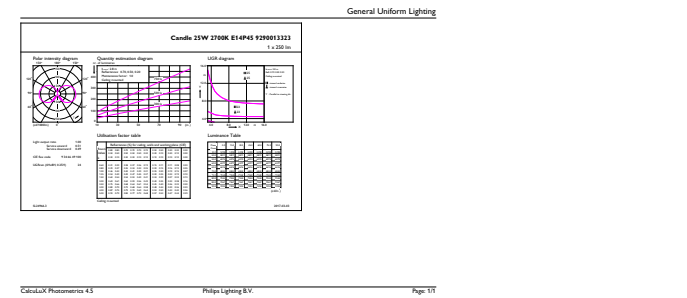


Product	D	C
CLA LEDLuster D 2.7-25W P45 E14 827 CL	45 mm	85 mm

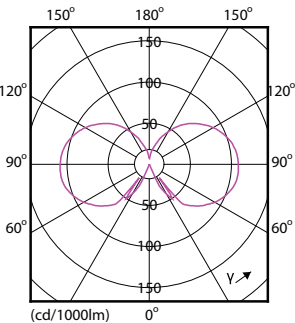
Photometric data



Spectral Power Distribution Colour - CLA LEDLuster D 2.7-25W P45 E14 827 CL



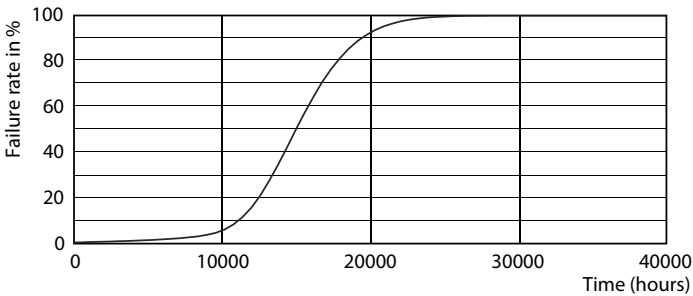
General uniform lighting - CLA LEDLuster D 2.7-25W P45 E14 827 CL



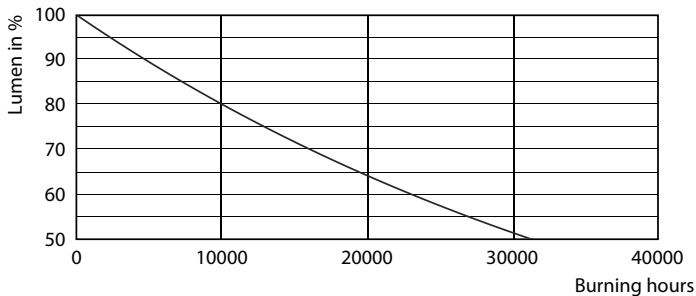
Light Distribution Diagram - CLA LEDLuster D 2.7-25W P45 E14 827 CL

Classic filament LED candles and lusters

Lifetime



Life Expectancy Diagram - CLA LEDLuster D 2.7-25W P45 E14 827 CL



Lumen Maintenance Diagram - CLA LEDLuster D 2.7-25W P45 E14 827 CL

