



Classic filament LED candles and lustres

Classic LEDCandle D 5-40W BA35 E14 827 CL

Featuring a classic heritage design, filament LED candles and lustres combine the familiar shapes of classic incandescent candles or lustres with the benefits of long-lasting LED technology. They deliver beautiful, decorative warm-white light while saving around 90% on energy costs compared with traditional light candles and lustres.

Product data

General Information	
Cap base	E14 [E14]
Nominal lifetime	15,000 h
Switching Cycle	20,000
Lighting Technology	LED
EU RoHS compliant	Yes
Light Technical	
Colour Code	827 [CCT of 2700K]
Luminous Flux	470 lm
Colour designation	Warm White (WW)
Correlated Colour Temperature	2700 K
Luminous efficacy (rated) (nom.)	94.00 lm/W
Colour consistency	<6
Colour rendering index (CRI)	80
LLMF at end of nominal lifetime (nom.)	70 %
Operating and Electrical	
Line Frequency	50 to 60 Hz
Input frequency	50 to 60 Hz

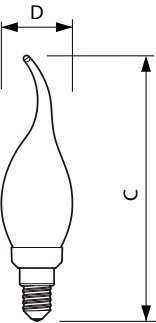
Power Consumption	5 W
Lamp current (nom.)	38 mA
Wattage equivalent	40 W
Starting time (nom.)	0.5 s
Warm-up time to 60% light	0.5 s
Power Factor (Fraction)	0.7
Voltage (nom.)	220-240 V
Temperature	
T-Case maximum (nom.)	60 °C
Controls and Dimming	
Dimmable	Yes
Mechanical and Housing	
Lamp Finish	Clear
Bulb shape	BA35
Approval and Application	
Energy consumption kWh/1,000 hours	5 kWh

Classic filament LED candles and lustres

EyeComfort	Yes
Product Data	
Order product name	CLA LEDCandle D 5-40W BA35 E14 827 CL
Full product name	Classic LEDCandle D 5-40W BA35 E14 827 CL
Full EOC	871869670996200
Order code	70996200


Material no. (12 NC)	929001332802
SAP numerator – quantity per pack	1
EAN/UPC – Product/Case	8718696709962
Numerator – packs per outer box	10
EAN/UPC - Case	8718696709979

Dimensional drawing

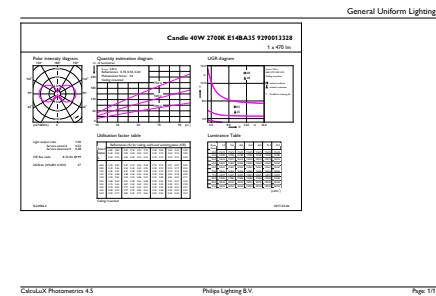


Product	D	C
CLA LEDCandle D 5-40W BA35 E14 827 CL	35 mm	129 mm

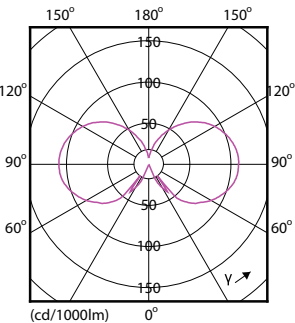
Photometric data



Spectral Power Distribution Colour - CLA LEDCandle D 5-40W BA35 E14 827 CL



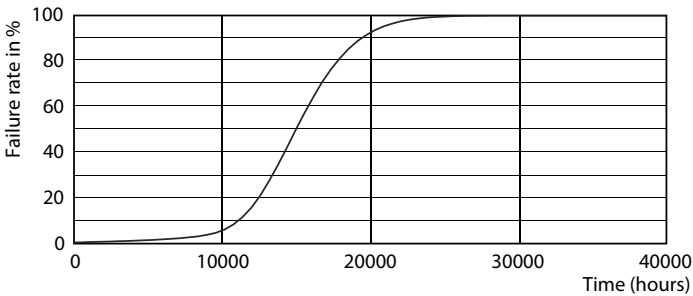
General uniform lighting - CLA LEDCandle D 5-40W BA35 E14 827 CL



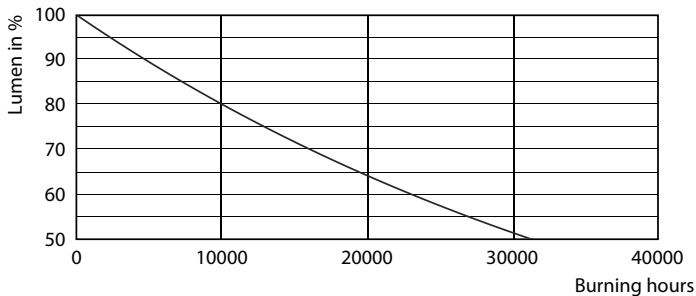
Light Distribution Diagram - CLA LEDCandle D 5-40W BA35 E14 827 CL

Classic filament LED candles and lustres

Lifetime



Life Expectancy Diagram - CLA LEDCandle D 5-40W BA35 E14 827 CL



Lumen Maintenance Diagram - CLA LEDCandle D 5-40W BA35 E14 827 CL

