



# CorePro LEDtube EM/ Mains T8

## CorePro LEDtube 1200mm 14.5W840

The CorePro LEDtube is an affordable LED solution suitable for replacing T8 fluorescent lamps. The product provides a natural lighting effect for use in general lighting applications, as well as instant energy savings – an environmentally friendly solution.

### Product data

General Information	
Cap-Base	G13 [ Medium Bi-Pin Fluorescent]
Main Application	Industrial
Nominal Lifetime (Nom)	30000 h
Switching Cycle	200000X
B50L70	30000 h

Light Technical	
Color Code	840 [ CCT of 4000K]
Luminous Flux (Nom)	1600 lm
Luminous Flux (Rated) (Nom)	1600 lm
Correlated Color Temperature (Nom)	4000 K
Color Consistency	<6
Color Rendering Index (Nom)	80
LLMF At End Of Nominal Lifetime (Nom)	70 %

Operating and Electrical	
Input Frequency	50 to 60 Hz
Power (Rated) (Nom)	14.5 W
Lamp Current (Nom)	70 mA

Starting Time (Nom)	0.5 s
Warm Up Time to 60% Light (Nom)	0.5 s
Power Factor (Nom)	0.9
Voltage (Nom)	220-240 V

Temperature	
T-Ambient (Max)	45 °C
T-Ambient (Min)	-20 °C
T-Storage (Max)	65 °C
T-Storage (Min)	-40 °C
T-Case Maximum (Nom)	40 °C

Controls and Dimming	
Dimmable	No

Mechanical and Housing	
Product Length	1200 mm

Approval and Application	
Energy Efficiency Label (EEL)	A+

# CorePro LEDtube EM/Mains T8

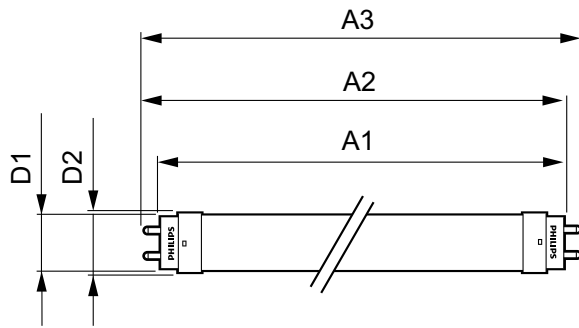
Energy Saving Product	Yes
Approval Marks	CE marking RoHS compliance KEMA Keur certificate
Energy Consumption kWh/1000 h	15 kWh
<b>Product Data</b>	
Full product code	871869671107100
Order product name	CorePro LEDtube 1200mm 14.5W840

EAN/UPC - Product	8718696711071
Order code	929001338802
Numerator - Quantity Per Pack	1
Numerator - Packs per outer box	10
Material Nr. (12NC)	929001338802
Net Weight (Piece)	0.215 kg

## Warnings and Safety

- NOTES: The overall energy efficiency and light distribution of any installation that uses these lamps are determined by the design of the installation.


## Dimensional drawing



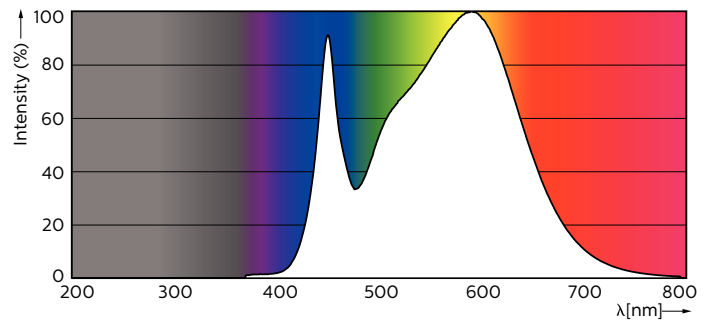
TLED 4ft 14.5-36W 1600lm 4000K G13 Ess

Product	D1	D2	A1	A2	A3
CorePro LEDtube 1200mm 14.5W840	25.7 mm	28 mm	1198 mm	1205 mm	1212 mm

## Photometric data



LEDtube 1200mm 15W G13 840 1600lm



LEDtube 1500mm 20W G13 840 2200lm

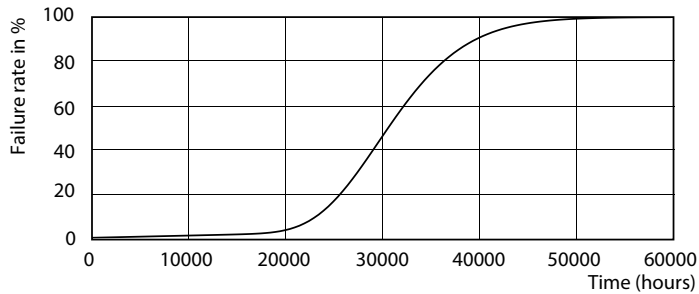
# CorePro LEDtube EM/Mains T8

## Photometric data

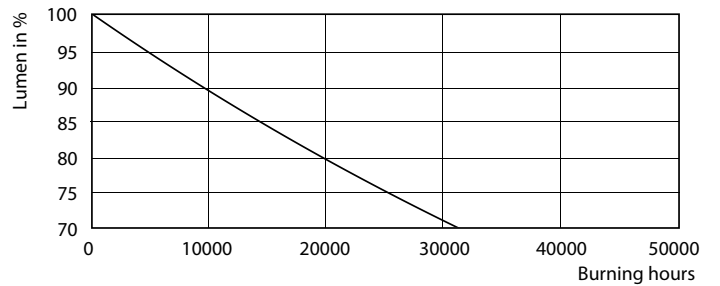


LEDtube 1500mm 20W G13 840 2200lm

## Lifetime



LEDtube 1500mm 20W G13 840 2200lm



LEDtube 1500mm 20W G13 840 2200lm

