



# LED PAR38

## 17PAR38/EC/F40/940/DIM/120V 6/1

Philips LED spots with a single optic beam, provide a clean beam that's free from shadows with beam angles from 15 and 40 degrees to suit every general lighting application.

### Product data

General Information	
Base	E26 [ Single Contact Medium Screw]
Nominal Lifetime (Nom)	40000 h
Switching Cycle	50000X
Technical Type	17-120W
Light Technical	
Color Code	940 [ CCT of 4000K]
Beam Angle (Nom)	40 °
Initial lumen (Nom)	1300 lm
Luminous Flux (Rated) (Nom)	1300 lm
Luminous Intensity (Nom)	3000 cd
Color Designation	Cool White (CW)
Rated Beam Angle	40 °
Correlated Color Temperature (Nom)	4000 K
Luminous Efficacy (rated) (Nom)	73.53 lm/W
Color Consistency	<6
Color Rendering Index (Nom)	95
LLMF At End Of Nominal Lifetime (Nom)	70 %
Operating and Electrical	
Input Frequency	60 Hz
Power (Rated) (Nom)	17 W
Lamp Current (Nom)	170 mA

Wattage Equivalent	120 W
Starting Time (Nom)	0.5 s
Warm Up Time to 60% Light (Nom)	0.5 s
Power Factor (Nom)	0.9
Voltage (Nom)	120 V

Temperature	
T-Case Maximum (Nom)	90 °C

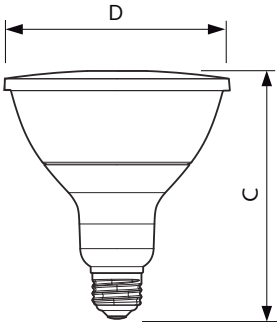
Controls and Dimming	
Dimmable	Yes

Approval and Application	
Suitable For Accent Lighting	Yes

Product Data	
Order product name	17PAR38/EXPERTCOLOR/F40/940/DIM
EAN/UPC - Product	046677470883
Order code	470880
Numerator - Quantity Per Pack	1
Numerator - Packs per outer box	6
Material Nr. (12NC)	929001340104
Net Weight (Piece)	0.425 kg

# LED PAR38

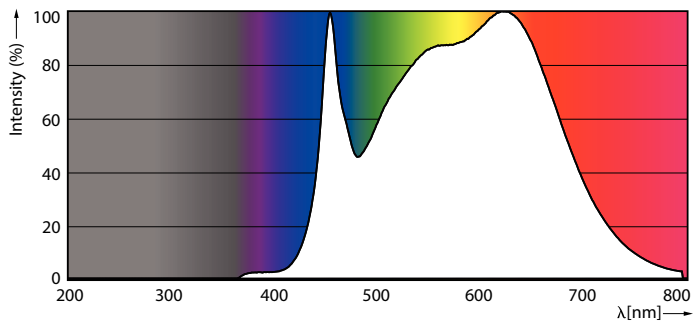
## Dimensional drawing



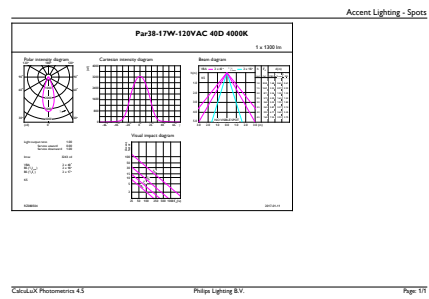
PAR38 17-120W 1250lm 40D 4000K E26 D

Product	D	C
17PAR38/EXPERTCOLOR/F40/940/DIM	94.8 mm	93.1 mm

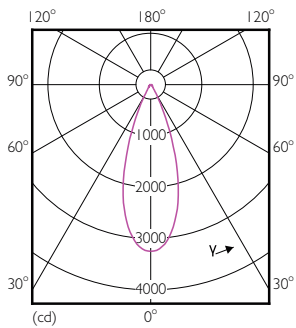
## Photometric data



PAR38 17-120W 1250lm 25D 4000K E26 D



PAR38 17-120W 1250lm 40D 4000K E26 D



PAR38 17W 1300lm 40D 4000K E26

# LED PAR38

## Lifetime



ExpertColor PAR38 30S 30L Dim 120V Life Expectancy Diagram

ExpertColor PAR38 30S 30L Dim 120V Lumen Maintenance Diagram

