



# LED PAR30 S/L

## 12PAR30L/EXPERTCOLOR/F25/940/DIM

Philips LED spots with a single optic beam, provide a clean beam that's free from shadows with beam angles from 15 and 40 degrees to suit every general lighting application.

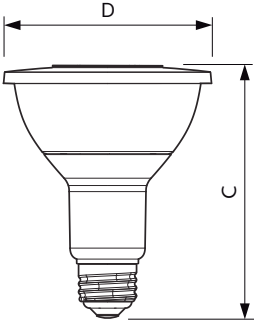
### Product data

General Information		Starting Time (Nom)	
Base	E26 [ Single Contact Medium Screw]	Starting Time (Nom)	0.5 s
EU RoHS compliant	Yes	Warm Up Time to 60% Light (Nom)	0.5 s
Nominal Lifetime (Nom)	40000 h	Power Factor (Nom)	0.9
Switching Cycle	50000X	Voltage (Nom)	120 V
Technical Type	12-75W	<b>Temperature</b>	
<b>Light Technical</b>		T-Case Maximum (Nom)	85 °C
Color Code	940 [ CCT of 4000K]	<b>Controls and Dimming</b>	
Beam Angle (Nom)	25 °	Dimmable	Yes
Initial lumen (Nom)	950 lm	<b>Mechanical and Housing</b>	
Luminous Intensity (Nom)	4800 cd	Bulb Shape	PAR30L [ PAR 3.75 inch/95mm Long]
Color Designation	Cool White (CW)	<b>Approval and Application</b>	
Correlated Color Temperature (Nom)	4000 K	Suitable For Accent Lighting	Yes
Luminous Efficacy (rated) (Nom)	75.00 lm/W	Energy Consumption kWh/1000 h	- kWh
Color Consistency	<6	<b>Product Data</b>	
Color Rendering Index (Nom)	95	Order product name	12PAR30L/EXPERTCOLOR/F25/940/DIM
LLMF At End Of Nominal Lifetime (Nom)	70 %	EAN/UPC - Product	046677470975
<b>Operating and Electrical</b>		Order code	470970
Input Frequency	60 Hz	Numerator - Quantity Per Pack	1
Power (Rated) (Nom)	12 W	Numerator - Packs per outer box	6
Lamp Current (Nom)	120 mA		
Wattage Equivalent	75 W		

# LED PAR30 S/L

Material Nr. (12NC)	929001341104
Net Weight (Piece)	0.285 kg

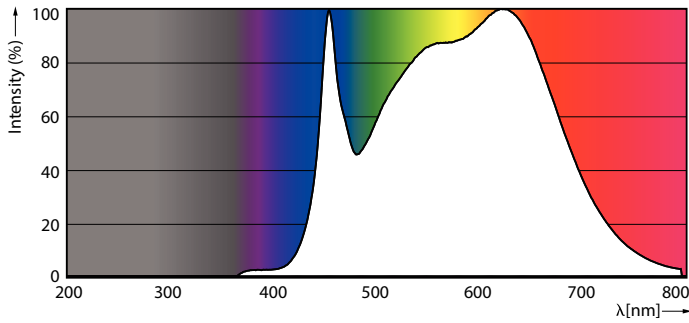
## Dimensional drawing



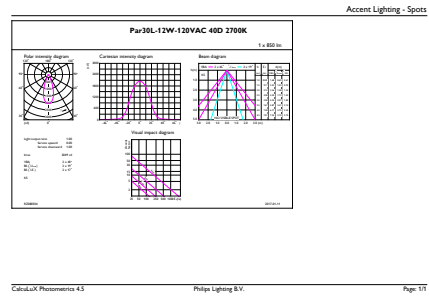
PAR30L 12-75W 950lm 25D 4000K E26 D

Product	D	C
12PAR30L/EXPERTCOLOR/F25/940/DIM	94.8 mm	116.1 mm

## Photometric data



PAR38 17-120W 1250lm 25D 4000K E26 D



PAR30L 12-75W 950lm 25D 4000K E26 D



PAR30L 12W 950lm 25D 4000K E26

# LED PAR30 S/L

## Lifetime



ExpertColor PAR38 30S 30L Dim 120V Life Expectancy Diagram

ExpertColor PAR38 30S 30L Dim 120V Lumen Maintenance Diagram

