



CorePro LEDtube InstantFit T8

17T8 LED/48-4000 IF G 10/1

The CorePro LED Type A - Ballast Driven (Plug and Play) InstantFit TLED is a great LED solution suitable for replacing T8 fluorescent lamps, using an existing ballast. Specific lamps can also be used on Philips Xitanium driver for Type C applications.

Product data

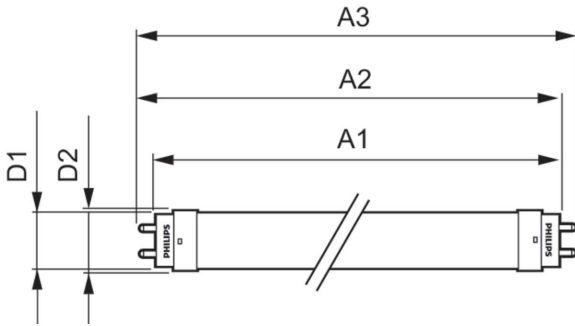
General Information		Starting Time (Nom)	
Cap-Base	G13 [Medium Bi-Pin Fluorescent]		0.5 s
Nominal lifetime	36,000 hour(s)	Warm-up time to 60% light	0.5 s
Switching Cycle	50,000	Power Factor (Fraction)	0.9
Lighting Technology	LED	Voltage (Nom)	120-277, 347 V
EU RoHS compliant	Yes	Temperature	
Light Technical		Ambient temperature range	-20 °C to 45 °C
Color Code	840 [CCT of 4000K]	T-Case Maximum (Nom)	60 °C
Luminous Flux	2,100 lm	Controls and Dimming	
Correlated Color Temperature (Nom)	4000 K	Dimmable	No
Color Consistency	<6	Mechanical and Housing	
Color rendering index (CRI)	80	Product Length	47-1/4 inch
LLMF At End Of Nominal Lifetime (Nom)	70 %	Approval and Application	
Operating and Electrical		Energy Saving Product	Yes
Line Frequency	20000-120000 Hz	Approval Marks	UL certificate RoHS compliance
Input Frequency	20000-120000 Hz	Product Data	
Power Consumption	17 W	Order product name	17T8 LED/48-4000 IF G 10/1
Lamp Current (Max)	260 mA		
Lamp Current (Min)	80 mA		

CorePro LEDtube InstantFit T8

Full product name	17T8 LED/48-4000 IF G 10/1
Order code	929001343504
Material Nr. (12NC)	929001343504
Numerator - Quantity Per Pack	1
EAN/UPC - Product/Case	046677452285

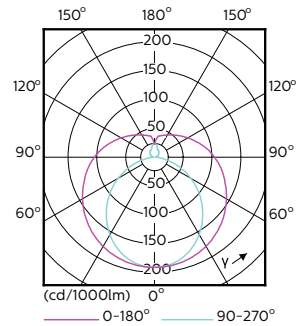

Numerator - Packs per outer box	10
EAN/UPC - Case	50046677470079

Dimensional drawing




Product	D1	D2	A1	A2	A3
17T8 LED/48-4000 IF G 10/1	25.7 mm	28 mm	1,198 mm	1,205 mm	1,212 mm

Photometric data



Spectral Power Distribution Colour - 17T8 LED/48-4000 IF G 10/1

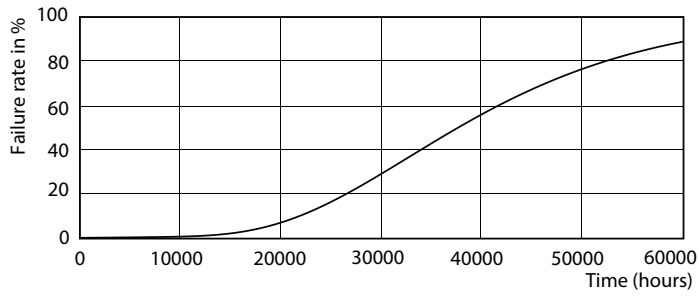
Light Distribution Diagram - 17T8 LED/48-4000 IF G 10/1



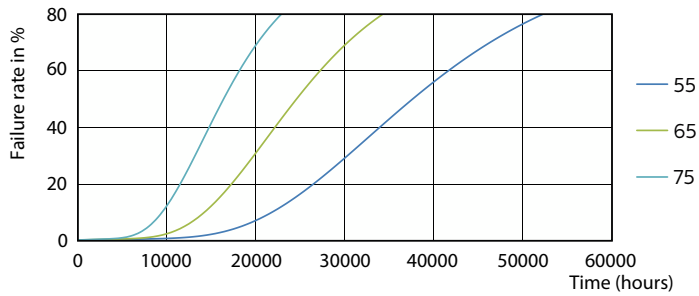
General uniform lighting - 17T8 LED/48-4000 IF G 10/1

CorePro LEDtube InstantFit T8

Lifetime

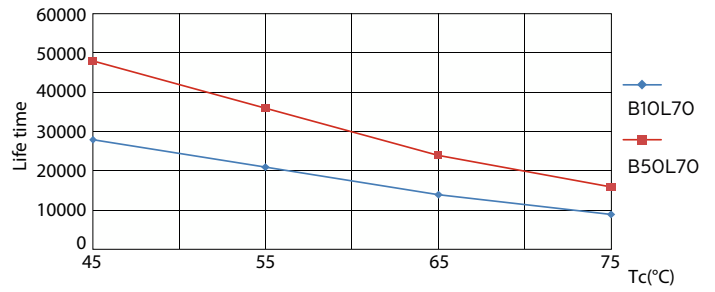


Life Expectancy Diagram - 17T8 LED/48-4000 IF G 10/1



Life Expectancy Diagram - 17T8 LED/48-4000 IF G 10/1

Lumen Maintenance Diagram - 17T8 LED/48-4000 IF G 10/1



Life Expectancy Diagram - 17T8 LED/48-4000 IF G 10/1

Lumen Maintenance Diagram - 17T8 LED/48-4000 IF G 10/1

CorePro LEDtube InstantFit T8

