



SceneSwitch LEDspot

LED Scene Switch LED SSW 50W GU10 WW 36D ND SRT4

Some situations call for cool light, others benefit from the ambience of a warm, cosy glow. With Philips SceneSwitch LEDspot, you can have different light settings from just one spot. And you don't need a dimmer! Optimise your lighting for relaxing, hobbies, recreation or working. Simply at the flick of a switch. And that's your existing switch! No extra installation is required.

Product data

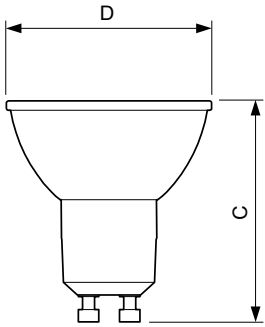
General Information		Luminous Flux in 90° Cone (Rated) Setting(s) 345 lm	
Cap base	GU10 [GU10]		
Nominal lifetime (nom.)	15000 h		
Switching cycle	50000X		
Technical Type Setting(s)	1.5/3.5/5-5/20/50 W		
Light Technical		Operating and Electrical	
Colour code	827/825/822 [CCT of 2,700 K/2,500 K/2,200 K]	Input frequency	50 to 60 Hz
Beam Angle (Nom)	36 °	Power (Rated) Setting(s)	1.5/3.5/5 W
Luminous Flux Setting(s)	345 lm	Lamp current (nom.)	43 mA
Luminous Flux (Rated) Setting(s)	345 lm	Starting time (nom.)	0.5 s
Luminous intensity (nom.)	600 cd	Warm-up time to 60% light (nom.)	0.5 s
Colour designation	Warm/Extra Warm/Very Warm	Power factor (nom.)	0.5
Rated beam angle	36 °	Voltage (Nom)	220-240 V
Correlated Color Temperature Setting(s)	2200/2500/2700 K	Temperature	
Luminous efficacy (rated) (nom.)	69.00 lm/W	T-Case maximum (nom.)	80 °C
Colour consistency	<6	Controls and Dimming	
Color rendering index (nom.)	80	Dimmable	No
LLMF at end of nominal lifetime (nom.)	70 %	Approval and Application	
		Energy efficiency label (EEL)	A+
		Suitable for accent lighting	Yes

SceneSwitch LEDspot

Energy Consumption kWh/1000 h	5 kWh
Product Data	
Full product code	871869671093701
Order product name	LED Scene Switch LED SSW 50W GU10 WW 36D ND SRT4
EAN/UPC – product	8718696710937

Order code	71093701
Numerator – quantity per pack	1
Numerator – packs per outer box	4
Material no. (12NC)	929001346058
Net weight (piece)	0.052 kg

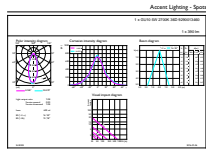
Dimensional drawing



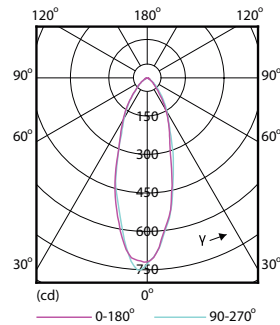
GU10 230V 5W-50W 345lm 36D GU10 Dim

Product	D	C
LED Scene Switch LED SSW 50W GU10 WW 36D ND SRT4	50 mm	54 mm

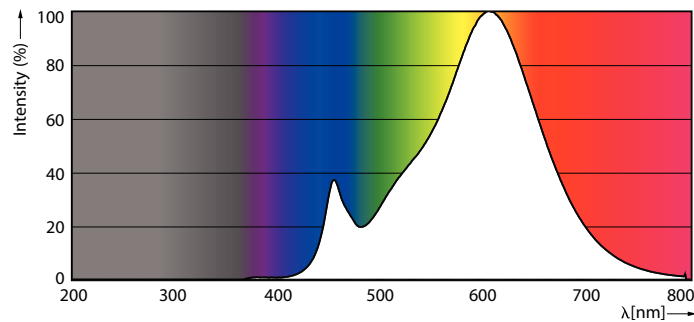
Photometric data



SceneSwitch LED Lamps 50W GU10 827 36D SSW



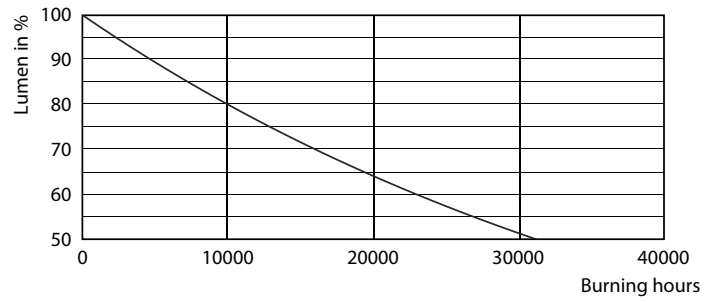
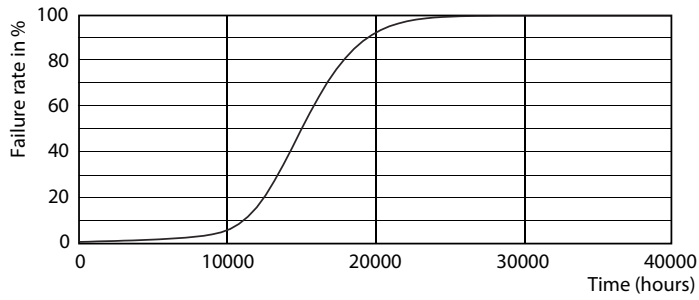
SceneSwitch LED Lamps 50W GU10 827 36D SSW



SceneSwitch LED Lamps 50W GU10 827 36D SSW

SceneSwitch LEDspot

Lifetime



SceneSwitch LED Lamps 50W GU10 827 36D SSW

SceneSwitch LED Lamps 50W GU10 827 36D SSW

