



TrueForce LED Industrial and Retail (Highbay – HPI/SON/HPL)

TrueForce LED HPI ND 110-88W E40 840 60D

Philips TrueForce LED Industrial and Retail lamps give you a quick and easy payback solution to replace HID lamps in High-bay applications. The solution gives you the LED benefits of energy-efficiency and long-lifetime, plus the initial investment is low. With unique lamp design and compatibility, you can directly retrofit HID lamps with TrueForce LED lamps without changing the fixtures or gear. Multiple beam angle options and high colour-rendering index enhance the lighting distribution while creating a comfortable, safe and high-productivity environment.

Product data

General Information	
Cap base	E40 [E40]
Nominal lifetime (nom.)	50000 h
Switching cycle	50000X
Technical type	88-250W

Light Technical	
Colour code	841 [CCT of 4100K (841)]
Beam Angle (Nom)	60 °
Luminous flux (nom.)	11000 lm
Luminous flux (rated) (nom.)	11000 lm
Colour designation	Cool White (CW)

Correlated colour temperature (nom.)	4000 K
Luminous efficacy (rated) (nom.)	125.00 lm/W
Colour consistency	<6
Color rendering index (nom.)	80
LLMF at end of nominal lifetime (nom.)	70 %

Operating and Electrical	
Input frequency	50 Hz
Power (Rated) (Nom)	88 W
Lamp current (nom.)	2500 mA
Wattage equivalent	250 W
Starting time (nom.)	1.2 s

TrueForce LED Industrial and Retail (Highbay – HPI/SON/HPL)

Warm-up time to 60% light (nom.)	1.2 s
Power factor (nom.)	0.7
Voltage (Nom)	100-145 V
Temperature	
T-Case maximum (nom.)	90 °C
Controls and Dimming	
Dimmable	No
Approval and Application	
Ingress protection code	IP40 [Wire-protected]
Energy Consumption kWh/1000 h	97 kWh

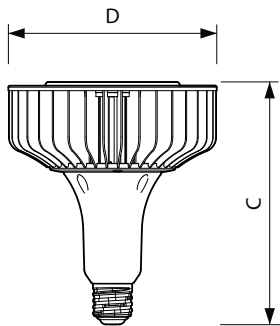
Product Data	
Full product code	871869671378500
Order product name	TrueForce LED HPI ND 110-88W E40 840 60D
EAN/UPC – product	8718696713785
Order code	71378500
Numerator – quantity per pack	1
Numerator – packs per outer box	2
Material no. (12NC)	929001356802
Net weight (piece)	1.300 kg

IP 40

Warnings and Safety

- EM version requires an EM ballast to operate. Please refer to the installation guide or consult a Philips Lighting representative.

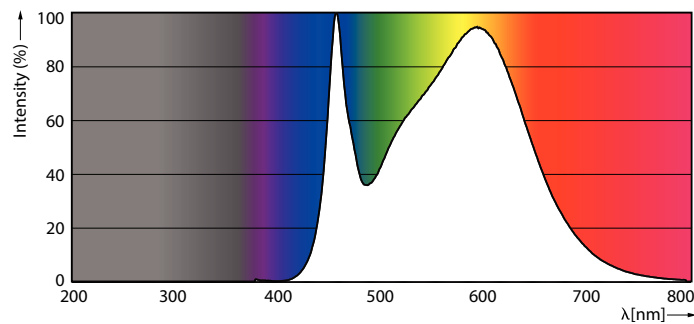
Dimensional drawing




TForce LED HIL ND 90-250W E40 840 60D

Product	D	C
TrueForce LED HPI ND 110-88W E40 840 60D	210 mm	250 mm

Photometric data



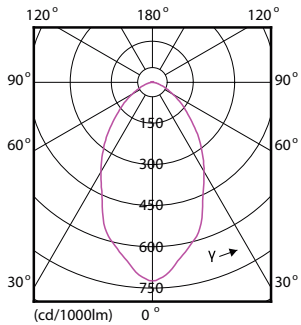
NAM Highbay 165W EX39 4000K 60-120D NB WB UDL



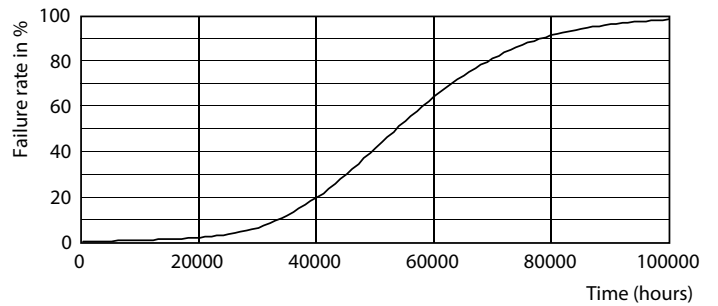
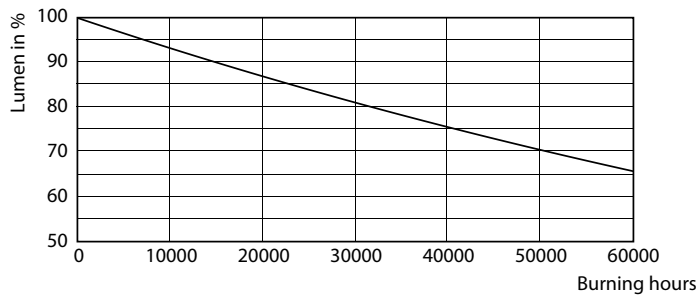
TrueForce LEDHIL HPI 250W E40 840 60D

TrueForce LED Industrial and Retail (Highbay – HPI/SON/HPL)

Photometric data



Lifetime



LedTrueForce

