



CorePro LED PLL

CorePro LED PLL CorePro LED PLL HF 16.5W 840 4P 2G11

Philips CorePro LED PLL is the ideal uplamping solution for downlights & luminaires in a wide range of general lighting applications. It integrates a LED light source into a traditional fluorescent form factor to offer superb energy savings over a lifetime that's twice as long as fluorescent alternatives.

Product data

General Information		Voltage (Nom)	
Cap base	2G11 [2G11]	53-77 V	
Nominal lifetime (nom.)	30000 h	Temperature	
Switching cycle	50000X	T ambient (max.)	45 °C
B50L70	30000 h	T ambient (min.)	-20 °C
		T storage (max.)	60 °C
		T storage (min.)	-40 °C
		T-Case maximum (nom.)	70 °C
Light Technical		Controls and Dimming	
Colour Code	840 [CCT of 4,000 K]	Dimmable	No
Lamp Luminous Flux 25°C EL (Nom)	2100 lm	Mechanical and Housing	
Lamp Luminous Flux (Nom)	2100 lm	Product length	400 mm
Colour Temperature, horizontal (Nom)	4000 K	Approval and Application	
Colour consistency	<6	Energy efficiency label (EEL)	A+
Colour Rendering Index, horiz (Nom)	83	Energy-saving product	Yes
LLMF at end of nominal lifetime (nom.)	70 %	Approval marks	CE marking RoHS compliance KEMA Keur certificate
Operating and Electrical		Energy Consumption kWh/1000 h	20 kWh
Input frequency	39000-71000 Hz		
Power (Rated) (Nom)	16.5 W		
Lamp current (max.)	420 mA		
Lamp current (min.)	290 mA		
Starting time (nom.)	0.5 s		
Warm-up time to 60% light (nom.)	0.5 s		

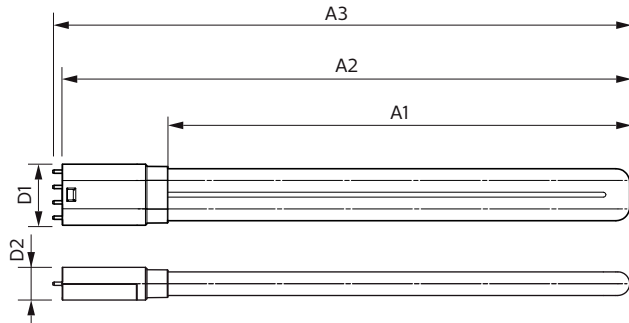
CorePro LED PLL

Product Data

Full product code	871869673974700
Order product name	CorePro LED PLL CorePro LED PLL HF 16.5W 840 4P 2G11
EAN/UPC – product	8718696739747
Order code	73974700

Numerator – quantity per pack	1
Numerator – packs per outer box	10
Material no. (12NC)	929001381602
Net weight (piece)	0.160 kg


Dimensional drawing



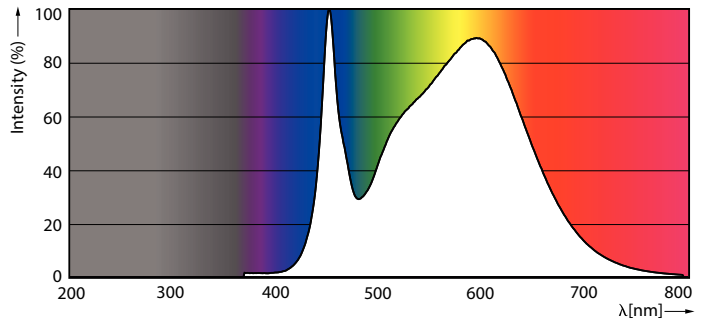
PLED 230V 16-36W 2100lm 4000K 2G11

Product	D1	D2	A1	A2	A3
CorePro LED PLL CorePro LED PLL HF 16.5W 840 4P 2G11	43.6 mm	23.4 mm	329.5 mm	405 mm	411.6 mm

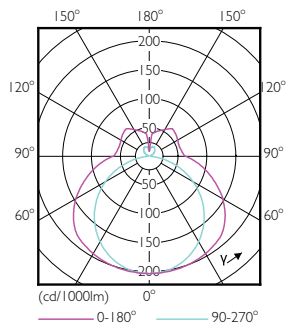
Photometric data



LEDtube PLC 400mm 16-5W 2G11 840 2100lm

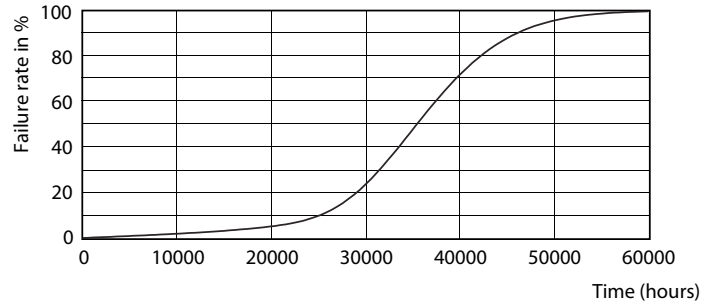
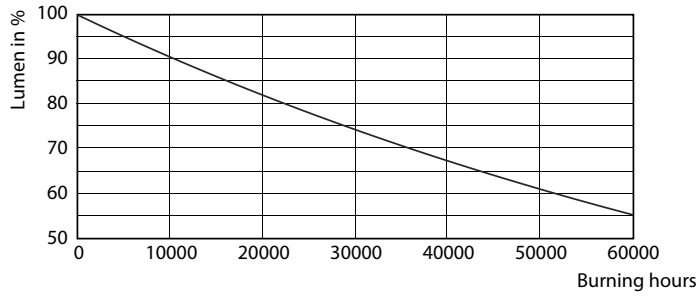


LEDtube PLC 400mm 16-5W 2G11 840 2100lm



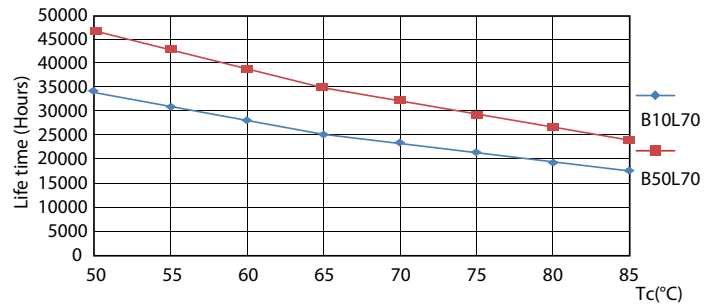
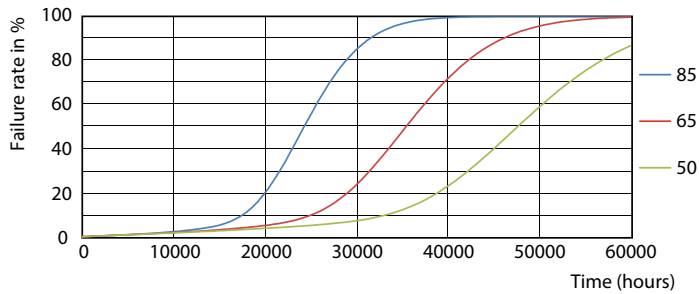
LEDtube PLC 400mm 16-5W 2G11 830 2000lm

Lifetime



LEDtube PLC 400mm 16-5W 2G11 830 2000lm

LEDtube PLC 400mm 16-5W 2G11 830 2000lm



LEDtube PLC 400mm 16-5W 2G11 830 2000lm

LEDtube PLC 400mm 16-5W 2G11 830 2000lm

