



TrueForce LED Industrial and Retail (Highbay – HPI/SON/HPL)

TrueForce Core HB 200-160W E40 840 NB GM

Philips TrueForce LED Industrial and Retail lamps give you a quick and easy payback solution to replace HID lamps in High-bay applications. The solution gives you the LED benefits of energy-efficiency and long-lifetime, plus the initial investment is low. With unique lamp design and compatibility, you can directly retrofit HID lamps with TrueForce LED lamps without changing the fixtures or gear. Multiple beam angle options and high colour-rendering index enhance the lighting distribution while creating a comfortable, safe and high-productivity environment.

Product data

General Information		Operating and Electrical	
Cap base	E40 [E40]	Colour Temperature, horizontal (Nom)	4000 K
Nominal lifetime (nom.)	25000 h	Lamp Luminous Efficacy EM (Nom)	125.00 lm/W
Switching cycle	50000X	Colour consistency	<6
Technical type	160-400W	Colour Rendering Index, horiz (Nom)	80
		LLMF at end of nominal lifetime (nom.)	70 %
Light Technical			
Colour Code	840 [CCT of 4,000 K]	Input frequency	50 to 60 Hz
Beam Angle (Nom)	70 °	Power (Rated) (Nom)	160 W
Lamp Luminous Flux 25°C EL (Nom)	20000 lm	Lamp current (nom.)	1900 mA
Lamp Luminous Flux (Nom)	20000 lm	Wattage equivalent	400 W
Colour Designation	Cool White (CW)	Starting time (nom.)	0.7 s

TrueForce LED Industrial and Retail (Highbay – HPI/SON/HPL)

Warm-up time to 60% light (nom.)	0.7 s
Power factor (nom.)	0.9
Lamp Current at 220 V	1900 mA
Voltage (Nom)	110-277 V
Temperature	
T-Case maximum (nom.)	100 °C
Controls and Dimming	
Dimmable	No
Mechanical and Housing	
Bulb finish	Frosted (FR)

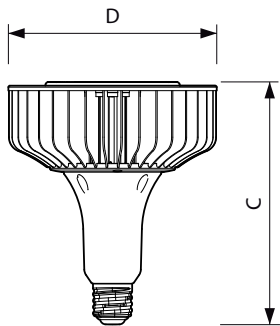
Approval and Application

Energy efficiency label (EEL)	A+
Product Data	
Full product code	871869676932400
Order product name	TrueForce Core HB 200-160W E40 840 NB GM
EAN/UPC – product	8718696769324
Order code	929001812408
Numerator – quantity per pack	1
Numerator – packs per outer box	2
Material no. (12NC)	929001812408
Net weight (piece)	1.300 kg

Warnings and Safety

- EM version requires an EM ballast to operate. Please refer to the installation guide or consult a Philips Lighting representative.

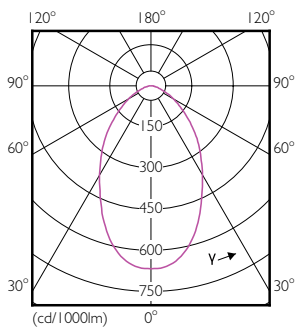
Dimensional drawing




Bulb T50 180-400W 20000lm 4000K E40 ND

Product	D	C
TrueForce Core HB 200-160W E40 840 NB GM	211 mm	263 mm

Photometric data



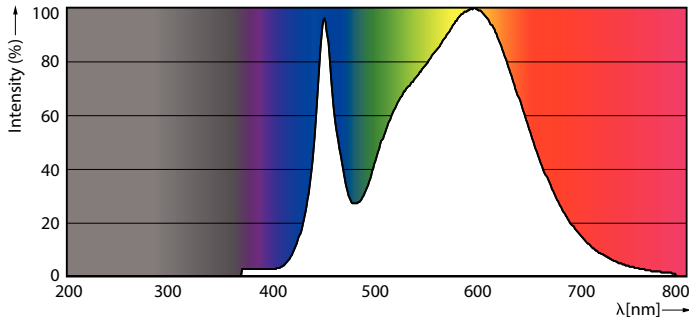
LED TForce HB MV 200-160W E40 T50 Frosted 840 6D ND NB



LED TForce HB MV 200-160W E40 T50 Frosted 840 6D ND NB

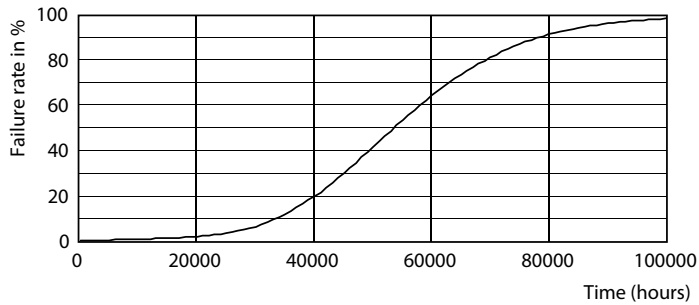
TrueForce LED Industrial and Retail (Highbay – HPI/SON/HPL)

Photometric data

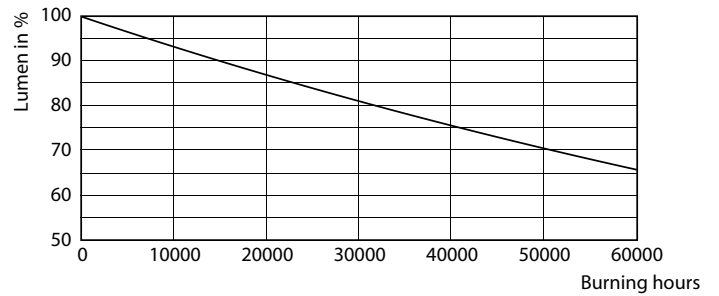


LED TForce HB MV 200-160W E40 T50 Frosted 840 6D ND NB

Lifetime



LedTrueForce



LED TForce HB MV 200-160W E40 T50 Frosted 840 6D ND NB

