



# TrueForce LED Industrial and Retail (Highbay – HPI/SON/HPL)

## TForce Core HB 200-160W E40 840 WB GM

Philips TrueForce LED Industrial and Retail lamps give you a quick and easy payback solution to replace HID lamps in Highbay application. The solution gives you the LED benefits of energy-efficiency and long-lifetime, plus they come for a low initial investment. With unique lamp design and compatibility, you can directly retrofit HID lamps with TrueForce LED lamps without changing the fixtures or gear. Multiple beam angle options and high colour rendering index enhance the lighting distribution while creating a comfortable, safe and high productivity environment.

### Warnings and Safety

• EM version requires an EM ballast to operate. Please refer to the installation guide or consult a Philips Lighting representative.

### Product data

General Information			
Cap-Base	E40 [E40]	Luminous Flux	20,000 lm
Nominal lifetime	25,000 hour(s)	Color Designation	Cool White (CW)
Switching Cycle	50,000	Correlated Color Temperature (Nom)	4000 K
Lighting Technology	LED	Luminous Efficacy (rated) (Nom)	125.00 lm/W
EU RoHS compliant	Yes	Color Consistency	<6
		Color rendering index (CRI)	80
		LLMF At End Of Nominal Lifetime (Nom)	70 %
Light Technical		Operating and Electrical	
Color Code	840 [CCT of 4000K]	Line Frequency	50 to 60 Hz
Beam Angle (Nom)	130 degree(s)		

TrueForce LED Industrial and Retail (Highbay – HPI/SON/HPL)

Input Frequency	50 to 60 Hz
Power Consumption	160 W
Lamp Current (Nom)	1,900 mA
Starting Time (Nom)	0.7 s
Warm-up time to 60% light	0.7 s
Power Factor (Fraction)	0.9
Voltage (Nom)	110-277 V

Temperature

T-Case Maximum (Nom)	100 °C
----------------------	--------

Controls and Dimming

Dimmable	No
----------	----

Mechanical and Housing

Bulb Finish	Frosted
Bulb Shape	T50 [T 50mm]

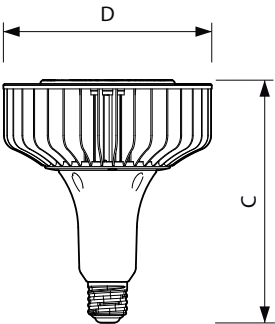
Approval and Application

Energy Consumption kWh/1000 h	- kWh
-------------------------------	-------

Product Data

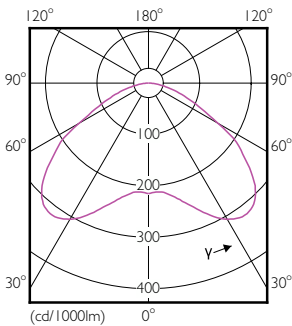

Order product name	TForce Core HB 200-160W E40 840 WB GM
Full product name	TForce Core HB 200-160W E40 840 WB GM
Full product code	871869676934800
Order code	929001812508
Material Nr. (12NC)	929001812508
Numerator - Quantity Per Pack	1
EAN/UPC - Product/Case	8718696769348
Numerator - Packs per outer box	2
EAN/UPC - Case	8718696769355

Dimensional drawing



Product	D	C
TForce Core HB 200-160W E40 840 WB GM	211 mm	263 mm

Photometric data



General uniform lighting - TForce Core HB 200-160W E40 840 WB GM

Light Distribution Diagram - TForce Core HB 200-160W E40 840 WB GM

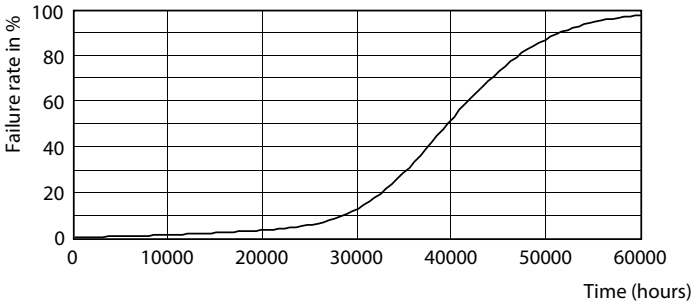
TrueForce LED Industrial and Retail (Highbay – HPI/SON/HPL)

Photometric data

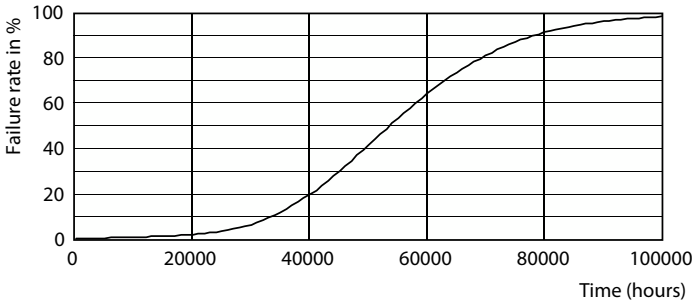


Spectral Power Distribution Colour - TForce Core HB 200-160W E40 840 WB GM

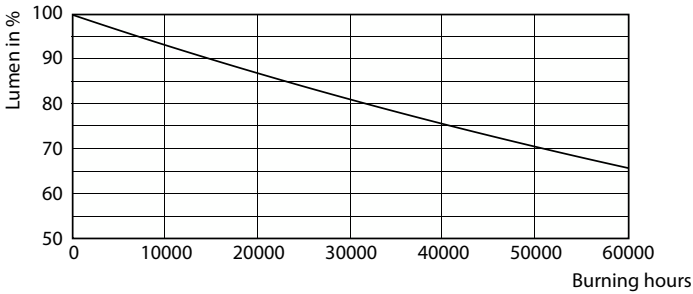
Lifetime



Life Expectancy Diagram - TForce Core HB 200-160W E40 840 WB GM



Life Expectancy Diagram - TForce Core HB 200-160W E40 840 WB GM



Lumen Maintenance Diagram - TForce Core HB 200-160W E40 840 WB GM

## TrueForce LED Industrial and Retail (Highbay – HPI/SON/HPL)

