



TrueForce LED Industrial and Retail (Highbay – HPI/SON/HPL)

TrueForce Core HB 200-160W E40 865 WB GM

Philips TrueForce LED Industrial and Retail lamps give you a quick and easy payback solution to replace HID lamps in High-bay applications. The solution gives you the LED benefits of energy-efficiency and long-lifetime, plus the initial investment is low. With unique lamp design and compatibility, you can directly retrofit HID lamps with TrueForce LED lamps without changing the fixtures or gear. Multiple beam angle options and high colour-rendering index enhance the lighting distribution while creating a comfortable, safe and high-productivity environment.

Warnings and Safety

• EM version requires an EM ballast to operate. Please refer to the installation guide or consult a Philips Lighting representative.

Product data

General Information			
Cap-Base	E40 [E40]	Luminous Flux	20,000 lm
Nominal lifetime	25,000 hour(s)	Color Designation	Cool Daylight
Switching Cycle	50,000	Correlated Color Temperature (Nom)	6500 K
Lighting Technology	LED	Luminous Efficacy (rated) (Nom)	125.00 lm/W
EU RoHS compliant	Yes	Color Consistency	<6
		Color rendering index (CRI)	80
		LLMF At End Of Nominal Lifetime (Nom)	70 %
Light Technical		Operating and Electrical	
Color Code	865 [CCT of 6500K]	Line Frequency	50 to 60 Hz
Beam Angle (Nom)	130 degree(s)		

TrueForce LED Industrial and Retail (Highbay – HPI/SON/HPL)

Input Frequency	50 to 60 Hz
Power Consumption	160 W
Lamp Current (Nom)	1,900 mA
Starting Time (Nom)	0.7 s
Warm-up time to 60% light	0.7 s
Power Factor (Fraction)	0.9
Voltage (Nom)	110-277 V

Temperature

T-Case Maximum (Nom)	100 °C
----------------------	--------

Controls and Dimming

Dimmable	No
----------	----

Mechanical and Housing

Bulb Shape	T50 [T 50mm]
------------	--------------

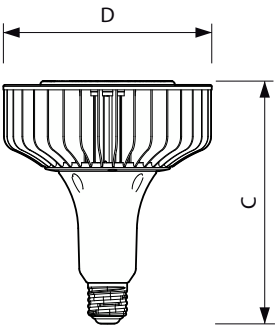
Approval and Application

Energy Consumption kWh/1000 h	- kWh
-------------------------------	-------

Product Data


Order product name	TForce Core HB 200-160W E40 865 WB GM
Full product name	TrueForce Core HB 200-160W E40 865 WB GM
Full product code	871869676938600
Order code	76938600
Material Nr. (12NC)	929001812708
Numerator - Quantity Per Pack	1
EAN/UPC - Product/Case	8718696769386
Numerator - Packs per outer box	2
EAN/UPC - Case	8718696769393

Dimensional drawing

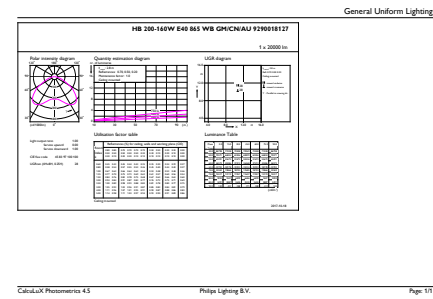


Product	D	C
TForce Core HB 200-160W E40 865 WB GM	211 mm	252 mm

Photometric data



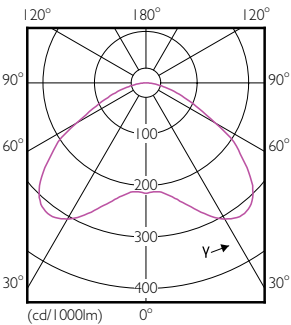
Spectral Power Distribution Colour - TForce Core HB 200-160W E40 865 WB GM



General uniform lighting - TForce Core HB 200-160W E40 865 WB GM

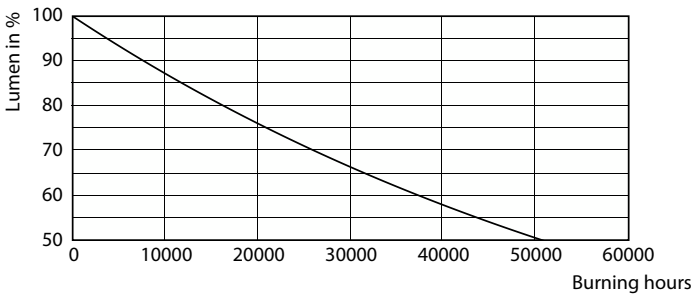
TrueForce LED Industrial and Retail (Highbay – HPI/SON/HPL)

Photometric data

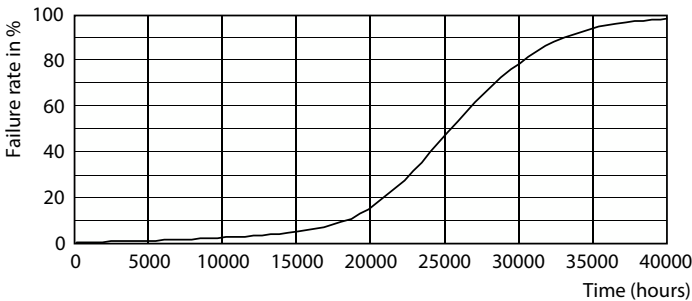


Light Distribution Diagram - TForce Core HB 200-160W E40 865 WB GM

Lifetime



Lumen Maintenance Diagram - TForce Core HB 200-160W E40 865 WB GM



Life Expectancy Diagram - TForce Core HB 200-160W E40 865 WB GM

