



TrueForce LED Industrial and Retail (Highbay – HPI/SON/HPL)

TrueForce Core HB 200-160W E40 865 WB GM

Philips TrueForce LED Industrial and Retail lamps give you a quick and easy payback solution to replace HID lamps in High-bay applications. The solution gives you the LED benefits of energy-efficiency and long-lifetime, plus the initial investment is low. With unique lamp design and compatibility, you can directly retrofit HID lamps with TrueForce LED lamps without changing the fixtures or gear. Multiple beam angle options and high colour-rendering index enhance the lighting distribution while creating a comfortable, safe and high-productivity environment.

Product data

General Information	
Cap base	E40 [E40]
Nominal lifetime (nom.)	25000 h
Switching cycle	50000X
Technical type	160-400W
Light Technical	
Colour Code	865 [CCT of 6,500 K]
Technical Beam Angle (Nom)	130 °
Lamp Luminous Flux 25°C EL (Nom)	20000 lm
Lamp Luminous Flux (Nom)	20000 lm
Colour Designation	Cool Daylight

Colour Temperature, horizontal (Nom)	6500 K
Lamp Luminous Efficacy EM (Nom)	125.00 lm/W
Colour consistency	<6
Colour Rendering Index,horiz (Nom)	80
LLMF at end of nominal lifetime (nom.)	70 %
Operating and Electrical	
Input frequency	50 to 60 Hz
Power (Rated) (Nom)	160 W
Lamp current (max.)	1900 mA
Lamp current (min.)	670 mA
Lamp current (nom.)	1900 mA

TrueForce LED Industrial and Retail (Highbay – HPI/SON/HPL)

Wattage equivalent	400 W
Starting time (nom.)	0.7 s
Warm-up time to 60% light (nom.)	0.7 s
Power factor (nom.)	0.9
Lamp Current at 220 V	900 mA
Voltage (Nom)	110-277 V

Temperature

T-Case maximum (nom.)	100 °C
-----------------------	--------

Controls and Dimming

Dimmable	No
----------	----

Approval and Application

Energy efficiency label (EEL)	A+
-------------------------------	----


Product Data

Full product code	871869676938600
Order product name	TrueForce Core HB 200-160W E40 865 WB GM
EAN/UPC – product	8718696769386
Order code	76938600
Numerator – quantity per pack	1
Numerator – packs per outer box	2
Material no. (12NC)	929001812708
Net weight (piece)	1.300 kg

Warnings and Safety

- EM version requires an EM ballast to operate. Please refer to the installation guide or consult a Philips Lighting representative.

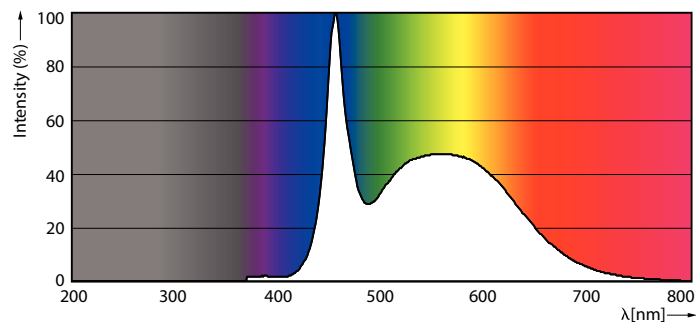
Dimensional drawing




Bulb T50 180-400W 20000lm 6500K E40 ND

Product	D	C
TrueForce Core HB 200-160W E40 865 WB GM	211 mm	252 mm

Photometric data



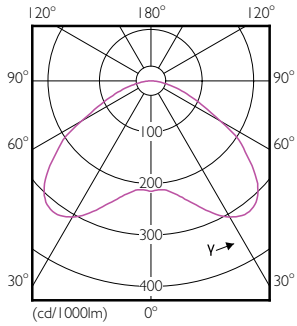
400W E40 T50



400W E40 T50 WB 130D 865 6500K

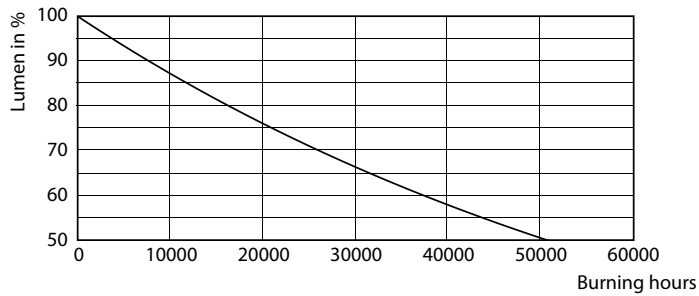
TrueForce LED Industrial and Retail (Highbay – HPI/SON/HPL)

Photometric data

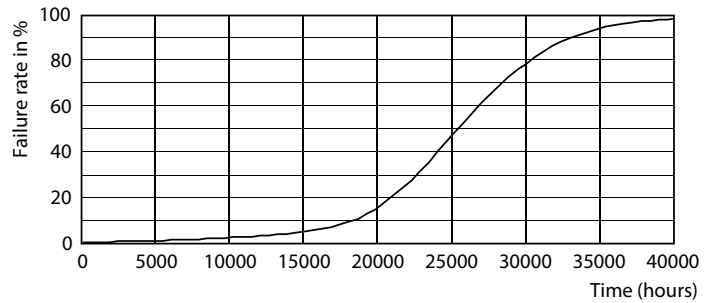


400W E40 T50 130D 865 6500K

Lifetime



250W E40 Others FR



250W E40 Others FR

