



Rede elétrica de LED TrueForce industrial e de varejo (Highbay – HPI/SON/HPL)

TrueForce Core HB 200-160W E40 865 WB LA

Dados do produto

General Information	
Cap-Base	E40 [E40]
Nominal Lifetime (Nom)	25000 h
Switching Cycle	50000X
Technical Type	160-400W

Light Technical	
Color Code	865 [TCC de 6500K]
Beam Angle (Nom)	130 °
Luminous Flux (Nom)	20000 lm
Luminous Flux (Rated) (Nom)	20000 lm
Color Designation	Luz dia fria
Correlated Color Temperature (Nom)	6500 K
Luminous Efficacy (rated) (Nom)	125.00 lm/W
Color Consistency	<6
Índice de restituição cromática (Nom.)	80
Llmf At End Of Nominal Lifetime (Nom)	70 %

Operating and Electrical	
Input Frequency	50-60 Hz
Power (Rated) (Nom)	160 W
Lamp Current (Max)	1900 mA
Lamp Current (Min)	670 mA
Wattage Equivalent	400 W
Starting Time (Nom)	0.7 s
Warm Up Time To 60% Light (Nom)	0.7 s
Power Factor (Nom)	0.9
	900 mA
Voltage (Nom)	110-277 V

Temperature	
T-máxima na caixa (Nom)	100 °C

Controls and Dimming	
Dimmable	Não

Rede elétrica de LED TrueForce industrial e de varejo (Highbay – HPI/SON/HPL)

Product Data

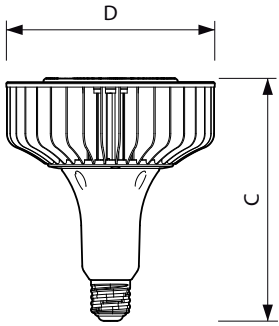
Full product code	871869677537000
Order product name	TrueForce Core HB 200-160W E40 865 WB LA
EAN/UPC - Product	8718696775370
Order code	929001813112
Local Code	TFCHB-160W865WB

Numerator - Quantity Per Pack	1
Numerator - Packs per outer box	2
Material Nr. (12NC)	929001813112
Net Weight (Piece)	1.300 kg

Avisos e Segurança

- A versão EM requer um balastro EM para operar. Consulte o guia de instalação ou consulte um representante da Philips Lighting.

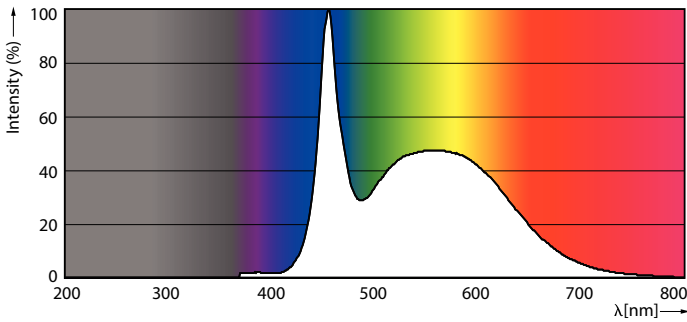
Desenho dimensional



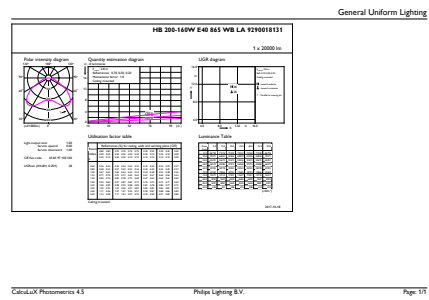
Bulb T50 215-480W 24000lm 6500K E40 ND

Product	D	C
TForce Core HB 200-160W E40 865 WB LA	211 mm	252 mm

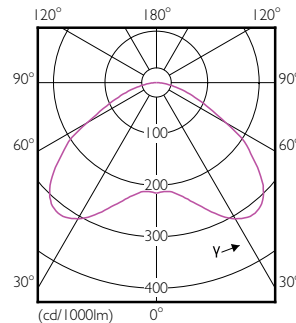
Dados fotométricos



400W E40 T50



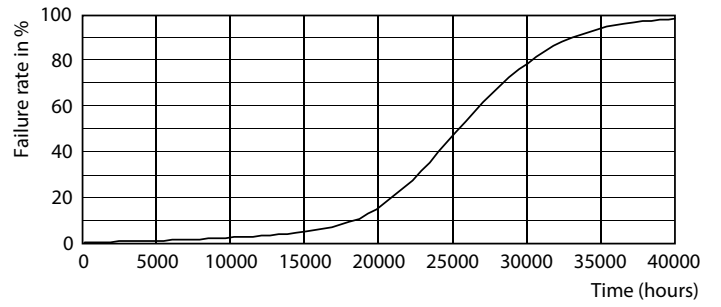
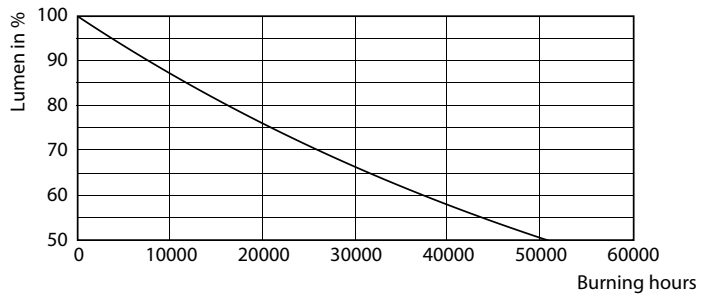
CalculiX Photometrics 4.5 Philips Lighting B.V. Page 1/1



400W E40 T50 130D 865 6500K

Rede elétrica de LED TrueForce industrial e de varejo (Highbay – HPI/SON/HPL)

Vida útil



250W E40 Others FR

250W E40 Others FR

