

Classic filament LED candles and lusters

CLA LEDCandle ND 2-25W B35 B22 827 CL

Featuring a classic heritage design, Classic filament LED candles and lusters combine the familiar shapes of classic incandescent candle or luster with the benefits of the long lasting LED technology. They deliver beautiful, decorative warm-white light while saving around 90% on energy costs compared with traditional light candles and lusters.

Product data

General Information	
Cap-Base	B22 [B22]
Nominal lifetime	15,000 hour(s)
Switching Cycle	20,000
Lighting Technology	LED
Flux measurement reference	Sphere
EU RoHS compliant	Yes
Light Technical	
Color Code	827 [CCT of 2700K]
Luminous Flux	250 lm
Color Designation	Warm White (WW)
Correlated Color Temperature (Nom)	2700 K
Luminous Efficacy (rated) (Nom)	125.00 lm/W
Color Consistency	<6
Color rendering index (CRI)	80
LLMF At End Of Nominal Lifetime (Nom)	70 %
Operating and Electrical	
Line Frequency	50 to 60 Hz

Input Frequency	50 to 60 Hz
Power Consumption	2 W
Lamp Current (Nom)	20 mA
Wattage Equivalent	25 W
Starting Time (Nom)	0.5 s
Warm-up time to 60% light	0.5 s
Power Factor (Fraction)	0.4
Voltage (Nom)	220-240 V
Temperature	
T-Case Maximum (Nom)	36 °C
Controls and Dimming	
Dimmable	No
Mechanical and Housing	
Bulb Finish	Clear
Bulb Shape	B35 [B 35mm]

Classic filament LED candles and lusters

Approval and Application

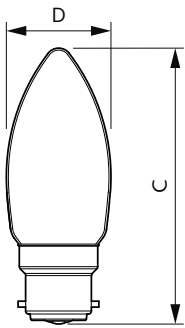
Energy Efficiency Class	E
Energy Consumption kWh/1000 h	2 kWh
EPREL Registration Number	400292
EyeComfort	Yes

Product Data

Order product name	CLA LEDCandle ND 2-25W B35 B22 827 CL
Full product name	CLA LEDCandle ND 2-25W B35 B22 827 CL


Full product code	871869676690300
Order code	929001815602
Material Nr. (12NC)	929001815602
Numerator - Quantity Per Pack	1
EAN/UPC - Product/Case	8718696766903
Numerator - Packs per outer box	10
EAN/UPC - Case	8718696766910

Dimensional drawing



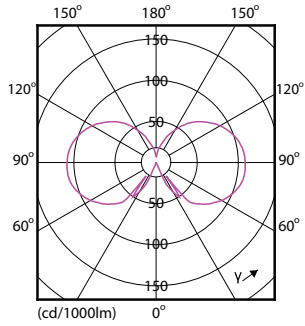
Product	D	C
CLA LEDCandle ND 2-25W B35 B22 827 CL	35 mm	93 mm

Photometric data



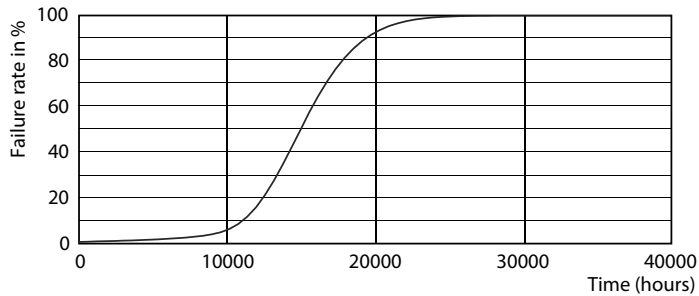
Classic filament LED candles and lusters

Photometric data

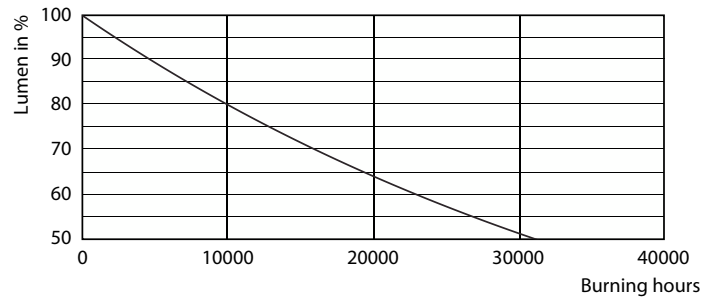


Light Distribution Diagram - CLA LEDCandle ND 2-25W B35 B22 827 CL

Lifetime



Life Expectancy Diagram - CLA LEDCandle ND 2-25W B35 B22 827 CL



Lumen Maintenance Diagram - CLA LEDCandle ND 2-25W B35 B22 827 CL

