



# A-Shape LED

## 18A21/LED/927/P/E26/ND 6/1FB T20

Philips A-shape LED lamps are the LED alternative to standard incandescents. It provides beautiful light and dependable performance you expect from LED at an affordable price.

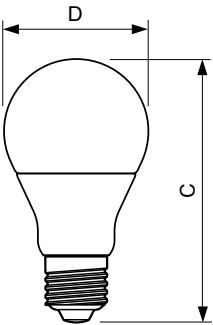
### Product data

<b>General Information</b>		<b>Starting Time (Nom)</b>		0.5 s
Cap-Base	E26 [Single Contact Medium Screw]	<b>Warm-up time to 60% light</b>		0.5 s
Nominal lifetime	10,950 hour(s)	<b>Power Factor (Fraction)</b>		0.7
Switching Cycle	50,000	<b>Voltage (Nom)</b>		120 V
Lighting Technology	LED	<b>Temperature</b>		
EU RoHS compliant	Yes	<b>T-Case Maximum (Nom)</b>		167 °F
<b>Light Technical</b>		<b>Controls and Dimming</b>		
Color Code	927	<b>Dimmable</b>		No
Beam Angle (Nom)	250 degree(s)	<b>Mechanical and Housing</b>		
Luminous Flux	1,500 lm	<b>Bulb Finish</b>		Frosted
Color Designation	Warm White (WW)	<b>Bulb Shape</b>		A21 [A 21mm]
Correlated Color Temperature (Nom)	2700 K	<b>Approval and Application</b>		
Luminous Efficacy (rated) (Nom)	83.00 lm/W	<b>Energy Consumption kWh/1000 h</b>		- kWh
Color Consistency	<4	<b>Product Data</b>		
Color rendering index (CRI)	90	<b>Order product name</b>		18A21/LED/927/P/E26/ND 6/1FB T20
LLMF At End Of Nominal Lifetime (Nom)	70 %	<b>Full product name</b>		18A21/LED/927/P/E26/ND 6/1FB T20
<b>Operating and Electrical</b>		<b>Order code</b>		479989
Line Frequency	60 Hz	<b>Material Nr. (12NC)</b>		929001825804
Input Frequency	60 Hz	<b>Numerator - Quantity Per Pack</b>		1
Power Consumption	18 W			
Lamp Current (Nom)	160 mA			
Wattage Equivalent	100 W			

A-Shape LED



EAN/UPC - Product/Case	046677479985
Numerator - Packs per outer box	6
EAN/UPC - Case	50046677479980

Dimensional drawing



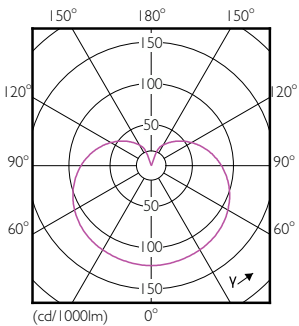
Product	D	C
18A21/LED/927/P/E26/ND 6/1FB T20	3-1/8 inch	5-9/16 inch

Photometric data



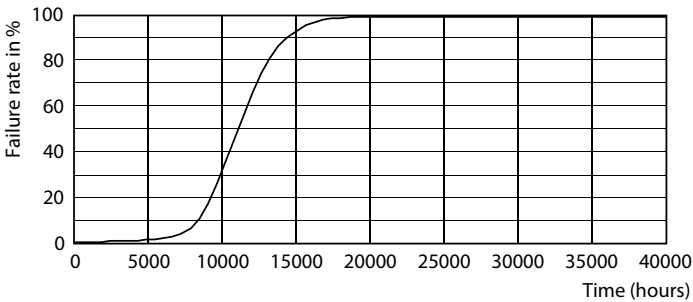
Spectral Power Distribution Colour - 18A21/LED/927/P/E26/ND 6/1FB T20

General uniform lighting - 18A21/LED/927/P/E26/ND 6/1FB T20

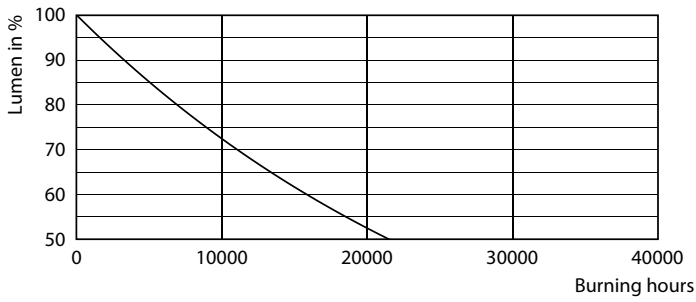


A-Shape LED

Lifetime



Life Expectancy Diagram - 18A21/LED/927/P/E26/ND 6/1FB T20



Lumen Maintenance Diagram - 18A21/LED/927/P/E26/ND 6/1FB T20

