



LED MR16

6.5MR16/LED/F35/930/D/EC/12V T20 10/1FB

Philips LED MR-16 lamps with single optic technology provide the look and color quality of traditional halogens while using a fraction of the energy. A perfect fit for spot lighting, they are compatible with most existing fixtures with MR16 GU5.3 holders and are designed as a retrofit replacement for halogen or incandescent spots.

Product data

General Information			
Cap-Base	GU5.3 [GU5.3]	Power Consumption	6.5 W
Nominal lifetime	25,000 hour(s)	Lamp Current (Nom)	700 mA
Switching Cycle	50,000	Wattage Equivalent	42 W
Lighting Technology	LED	Starting Time (Nom)	0.5 s
EU RoHS compliant	Yes	Warm-up time to 60% light	0.5 s
Light Technical		Power Factor (Fraction)	0.8
Color Code	930 [CCT of 3000K]	Voltage (Nom)	ac electronic 12 V
Beam Angle (Nom)	35 degree(s)	Temperature	
Luminous Flux	485 lm	T-Case Maximum (Nom)	198 °F
Luminous Intensity (Nom)	1,110 cd	Controls and Dimming	
Color Designation	White (WH)	Dimmable	Yes
Correlated Color Temperature (Nom)	3000 K	Mechanical and Housing	
Luminous Efficacy (rated) (Nom)	74.00 lm/W	Bulb Finish	Clear
Color Consistency	<3	Bulb Material	Aluminum
Color rendering index (CRI)	91	Bulb Shape	MR16 [2inch/50mm]
LLMF At End Of Nominal Lifetime (Nom)	70 %	Approval and Application	
Operating and Electrical		Suitable For Accent Lighting	Yes
Line Frequency	- Hz		
Input Frequency	- Hz		

LED MR16

Energy Consumption kWh/1000 h	- kWh
Product Data	
Order product name	6.5MR16/LED/F35/930/D/EC/12V T20 10/1FB
Full product name	6.5MR16/LED/F35/930/D/EC/12V T20 10/1FB
Order code	479170
Material Nr. (12NC)	929001854604

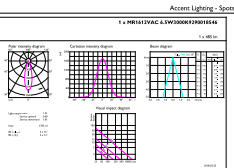
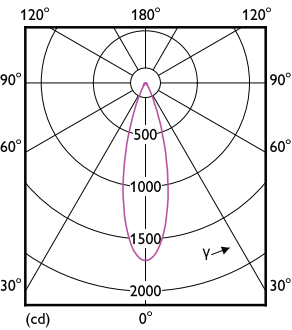
Numerator - Quantity Per Pack	1
EAN/UPC - Product/Case	046677479176
Numerator - Packs per outer box	10
EAN/UPC - Case	50046677479171

Dimensional drawing



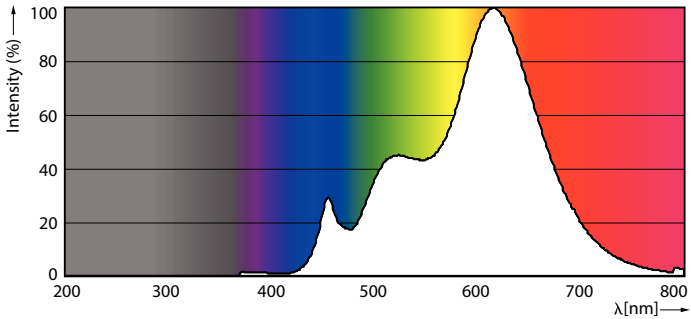
Product	D	C
6.5MR16/LED/F35/930/D/EC/12V T20 10/1FB	2 inch	1-13/16 inch

Photometric data



Light Distribution Diagram - 6.5MR16/LED/F35/930/D/EC/12V T20 10/1FB

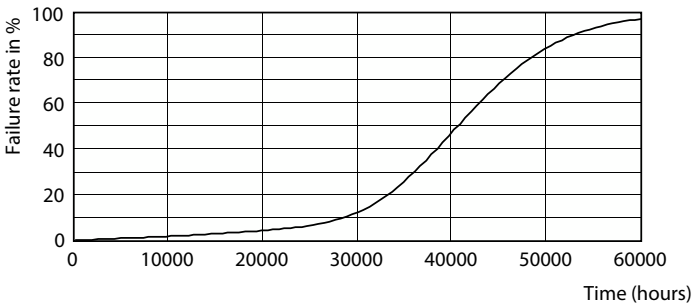
Accent Lighting Spots - 6.5MR16/LED/F35/930/D/EC/12V T20 10/1FB



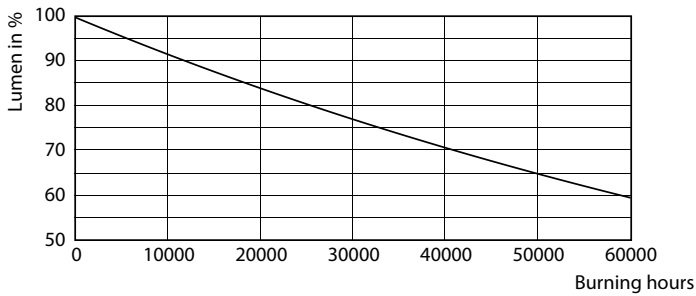
Spectral Power Distribution Colour - 6.5MR16/LED/F35/930/D/EC/12V T20 10/1FB

LED MR16

Lifetime



Life Expectancy Diagram - 6.5MR16/LED/F35/930/D/EC/12V T20 10/1FB



Lumen Maintenance Diagram - 6.5MR16/LED/F35/930/D/EC/12V T20 10/1FB

