



# LED MR16

## 6.5MR16/LED/F35/930/D/EC/12V T20 10/1FB

Philips LED MR-16 lamps with single optic technology provide the look and color quality of traditional halogens while using a fraction of the energy. A perfect fit for spot lighting, they are compatible with most existing fixtures with MR16 GU5.3 holders and are designed as a retrofit replacement for halogen or incandescent spots.

### Product data

<b>General Information</b>		<b>Power Consumption</b>	
Cap-Base	GU5.3 [GU5.3]		6.5 W
Nominal lifetime	25,000 hour(s)	Lamp Current (Nom)	700 mA
Switching Cycle	50,000	Wattage Equivalent	42 W
Lighting Technology	LED	Starting Time (Nom)	0.5 s
EU RoHS compliant	Yes	Warm-up time to 60% light	0.5 s
<b>Light Technical</b>		Power Factor (Fraction)	0.8
Color Code	930 [CCT of 3000K]	Voltage (Nom)	ac electronic 12 V
Beam Angle (Nom)	35 degree(s)	<b>Temperature</b>	
Luminous Flux	485 lm	T-Case Maximum (Nom)	92 °C
Luminous Intensity (Nom)	1,110 cd	<b>Controls and Dimming</b>	
Color Designation	White (WH)	Dimmable	Yes
Correlated Color Temperature (Nom)	3000 K	<b>Mechanical and Housing</b>	
Luminous Efficacy (rated) (Nom)	74.00 lm/W	Bulb Finish	Clear
Color Consistency	<3	Bulb Material	Aluminum
Color rendering index (CRI)	91	Bulb Shape	MR16 [2inch/50mm]
LLMF At End Of Nominal Lifetime (Nom)	70 %	<b>Approval and Application</b>	
<b>Operating and Electrical</b>		Suitable For Accent Lighting	Yes
Line Frequency	- Hz		
Input Frequency	- Hz		

LED MR16

Energy Consumption kWh/1000 h	- kWh
Product Data	
Order product name	6.5MR16/LED/F35/930/D/EC/12V T20 10/1FB
Full product name	6.5MR16/LED/F35/930/D/EC/12V T20 10/1FB
Order code	929001854604
Material Nr. (12NC)	929001854604

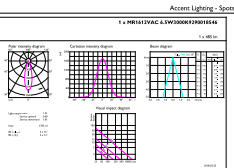
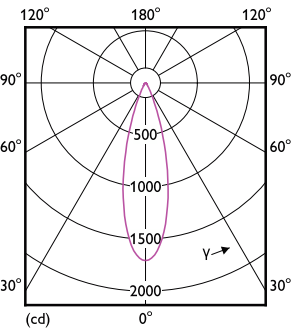
Numerator - Quantity Per Pack	1
EAN/UPC - Product/Case	046677479176
Numerator - Packs per outer box	10
EAN/UPC - Case	50046677479171

Dimensional drawing



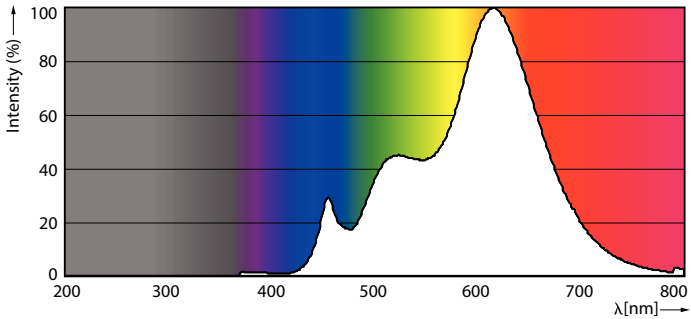
Product	D	C
6.5MR16/LED/F35/930/D/EC/12V T20 10/1FB	50.5 mm	46 mm

Photometric data



Light Distribution Diagram - 6.5MR16/LED/F35/930/D/EC/12V T20 10/1FB

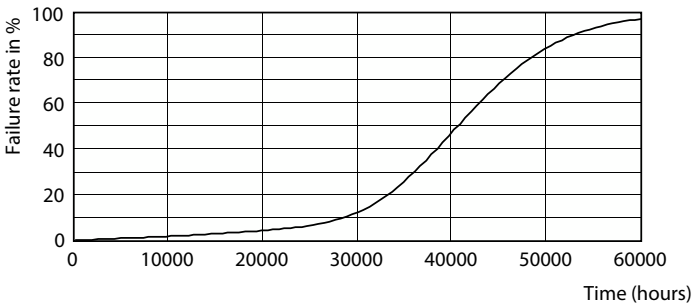
Accent Lighting Spots - 6.5MR16/LED/F35/930/D/EC/12V T20 10/1FB



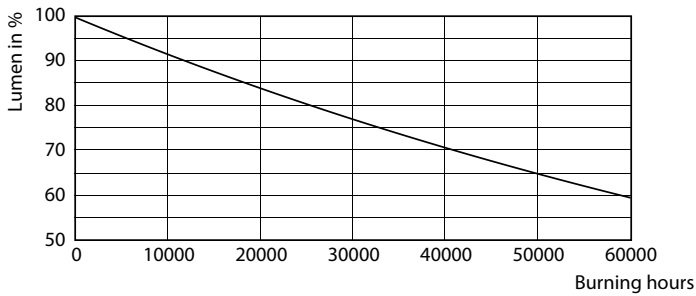
Spectral Power Distribution Colour - 6.5MR16/LED/F35/930/D/EC/12V T20 10/1FB

LED MR16

Lifetime



Life Expectancy Diagram - 6.5MR16/LED/F35/930/D/EC/12V T20 10/1FB



Lumen Maintenance Diagram - 6.5MR16/LED/F35/930/D/EC/12V T20 10/1FB

