



LED Large A Shape

24A35/LED/865/P/E26E39/ND 4/1FB

Philips large A shape LED lamps are the smart alternative to standard incandescent. The unique lamp design provides omni-directional light with excellent dimming performance.

Product data

General Information	
Cap-Base	E26 [Single Contact Medium Screw]
Nominal lifetime	25,000 hour(s)
Switching Cycle	50,000
Lighting Technology	LED
EU RoHS compliant	Yes

Light Technical	
Color Code	865 [CCT of 6500K]
Beam Angle (Nom)	150 degree(s)
Luminous Flux	3,000 lm
Color Designation	Cool Daylight
Correlated Color Temperature (Nom)	6500 K
Luminous Efficacy (rated) (Nom)	125.00 lm/W
Color Consistency	<6
Color rendering index (CRI)	80
LLMF At End Of Nominal Lifetime (Nom)	70 %

Operating and Electrical	
Line Frequency	60 Hz
Input Frequency	60 Hz
Power Consumption	24 W
Lamp Current (Nom)	215 mA
Wattage Equivalent	200 W

Starting Time (Nom)	1 s
Warm-up time to 60% light	1 s
Power Factor (Fraction)	0.9
Voltage (Nom)	120 V

Temperature	
T-Case Maximum (Nom)	85 °C

Controls and Dimming	
Dimmable	No

Mechanical and Housing	
Bulb Finish	Frosted
Bulb Shape	A35 [A 35mm]


Product Data	
Order product name	24A35/LED/865/P/E26E39/ND 4/1FB
Full product name	24A35/LED/865/P/E26E39/ND 4/1FB
Order code	929001854804
Material Nr. (12NC)	929001854804
Numerator - Quantity Per Pack	1
EAN/UPC - Product/Case	046677479299
Numerator - Packs per outer box	4
EAN/UPC - Case	50046677479294

LED Large A Shape

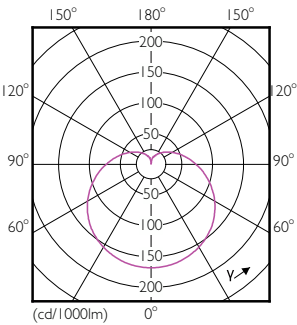
Dimensional drawing

Product	D	C
24A35/LED/865/P/E26E39/ND 4/1FB	110 mm	200 mm

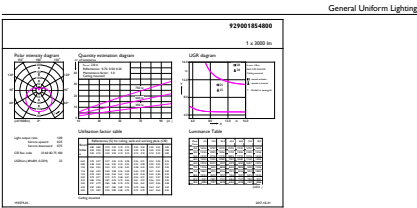
Photometric data



Spectral Power Distribution Colour - 24A35/LED/865/P/E26E39/ND 4/1FB



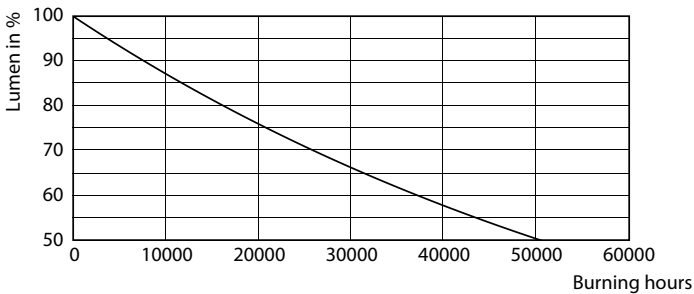
Light Distribution Diagram - 24A35/LED/865/P/E26E39/ND 4/1FB



General uniform lighting - 24A35/LED/865/P/E26E39/ND 4/1FB

LED Large A Shape

Lifetime



Life Expectancy Diagram - 24A35/LED/865/P/E26E39/ND 4/1FB

Lumen Maintenance Diagram - 24A35/LED/865/P/E26E39/ND 4/1FB

