



Essential LED

ESS LED 9W E27 2700K 230V R80

Essential LED is an affordable LED spot lamp that is suitable for replacing halogen spot lamps. It provides a natural lighting effect as well as instant energy savings – an environmentally friendly solution. The Philips Essential LED family is designed for spot and general lighting applications in the hospitality, retail and home segments.

Product data

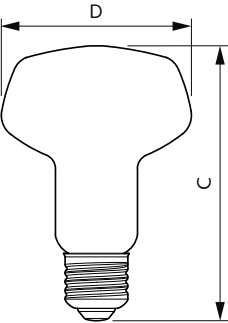
General Information		Wattage Equivalent	
Cap-Base	E27 [E27]	80 W	
Nominal lifetime	15,000 hour(s)	Starting Time (Nom)	
Switching Cycle	50,000	0.5 s	
Lighting Technology	LED	Warm-up time to 60% light	
EU RoHS compliant	Yes	0.5 s	
Light Technical		Power Factor (Fraction)	
Color Code	827 [CCT of 2700K]	0.5	
Beam Angle (Nom)	120 degree(s)	Voltage (Nom)	
Luminous Flux	880 lm	220-240 V	
Color Designation	Warm White (WW)	Temperature	
Correlated Color Temperature (Nom)	2700 K	T-Case Maximum (Nom)	
Luminous Efficacy (rated) (Nom)	97.00 lm/W	72 °C	
Color Consistency	<6	Controls and Dimming	
Color rendering index (CRI)	80	Dimmable	
LLMF At End Of Nominal Lifetime (Nom)	0.7 %	No	
Operating and Electrical		Mechanical and Housing	
Line Frequency	50 to 60 Hz	Bulb Shape	
Input Frequency	50 to 60 Hz	R80	
Power Consumption	9 W	Approval and Application	
Lamp Current (Nom)	65 mA	Suitable For Accent Lighting	
		No	
		Energy Consumption kWh/1000 h	
		9 kWh	
		Product Data	
		Order product name	
		ESS LED 9W E27 2700K 230V R80	
		Full product name	
		ESS LED 9W E27 2700K 230V R80	
		Full product code	
		871869679817100	

Essential LED

Order code	79817100
Material Nr. (12NC)	929001857908
Numerator - Quantity Per Pack	1
EAN/UPC - Product/Case	8718696798171

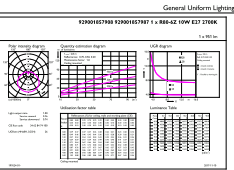
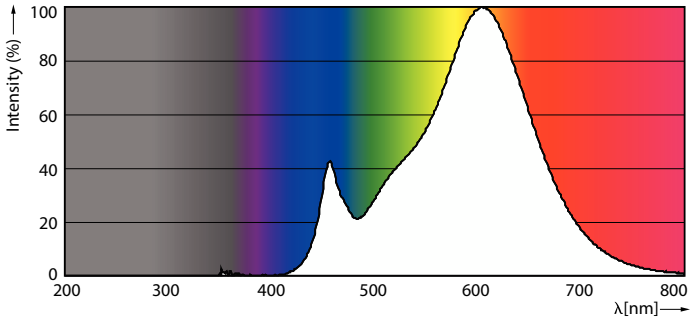
Numerator - Packs per outer box	12
EAN/UPC - Case	8718696798188

Dimensional drawing



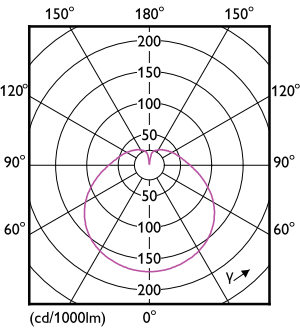
Product	D	C
ESS LED 9W E27 2700K 230V R80	80 mm	115 mm

Photometric data



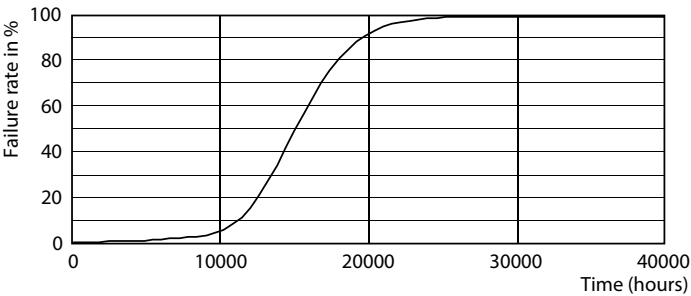
Spectral Power Distribution Colour - ESS LED 9W E27 2700K 230V R80

Accent Lighting Spots - ESS LED 9W E27 2700K 230V R80

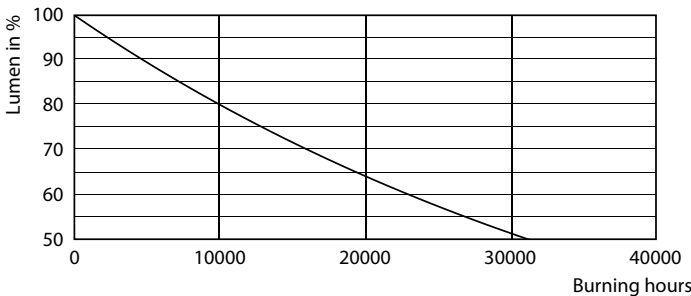


Light Distribution Diagram - ESS LED 9W E27 2700K 230V R80

Lifetime



Life Expectancy Diagram - ESS LED 9W E27 2700K 230V R80



Lumen Maintenance Diagram - ESS LED 9W E27 2700K 230V R80

