



# Essential LEDspot MR16

## ESS LED MR16 3-35W 36D 865 SO 100-240V

Essential LEDspots MR16 are compatible with most existing fixtures with a GU5.3 socket and are designed as a retrofit replacement for halogen spots. Essential LEDspots MR16 deliver significant energy savings and minimize initial investment.

### Product data

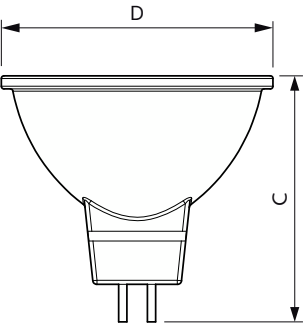
General Information	
Cap-Base	GU5.3 [GU5.3]
Nominal lifetime	15,000 hour(s)
Switching Cycle	50,000
Lighting Technology	LED
EU RoHS compliant	Yes
Light Technical	
Color Code	865 [CCT of 6500K]
Beam Angle (Nom)	36 degree(s)
Luminous Flux	230 lm
Luminous Intensity (Nom)	550 cd
Color Designation	Cool Daylight
Correlated Color Temperature (Nom)	6500 K
Luminous Efficacy (rated) (Nom)	76.00 lm/W
Color Consistency	<6
Color rendering index (CRI)	80
LLMF At End Of Nominal Lifetime (Nom)	70 %
Operating and Electrical	
Line Frequency	50 to 60 Hz

Input Frequency	50 to 60 Hz
Power Consumption	3 W
Wattage Equivalent	35 W
Starting Time (Nom)	0.5 s
Warm-up time to 60% light	0.5 s
Power Factor (Fraction)	0.4
Voltage (Nom)	100-240 V
Temperature	
T-Case Maximum (Nom)	55 °C
Controls and Dimming	
Dimmable	No
Mechanical and Housing	
Bulb Shape	MR16 [2inch/50mm]
Approval and Application	
Suitable For Accent Lighting	Yes
Energy Consumption kWh/1000 h	3 kWh

Essential LEDspot MR16

Product Data	
Order product name	ESS LED MR16 3-35W 36D 865 SO 100-240V
Full product name	ESS LED MR16 3-35W 36D 865 SO 100-240V
Full product code	871869680917400
Order code	929001874308
Material Nr. (12NC)	929001874308

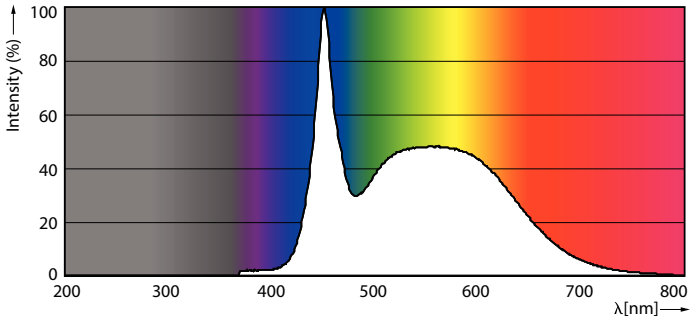
Dimensional drawing



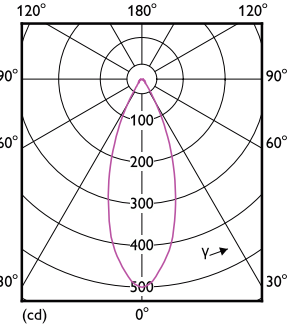
Numerator - Quantity Per Pack	1
EAN/UPC - Product/Case	8718696809174
Numerator - Packs per outer box	10
EAN/UPC - Case	8718696809181

Product	D	C
ESS LED MR16 3-35W 36D 865 SO 100-240V	50.5 mm	46.5 mm

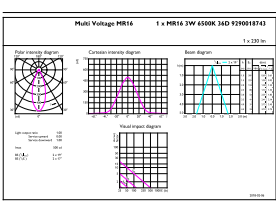
Photometric data



Spectral Power Distribution Colour - ESS LED MR16 3-35W 36D 865 SO 100-240V



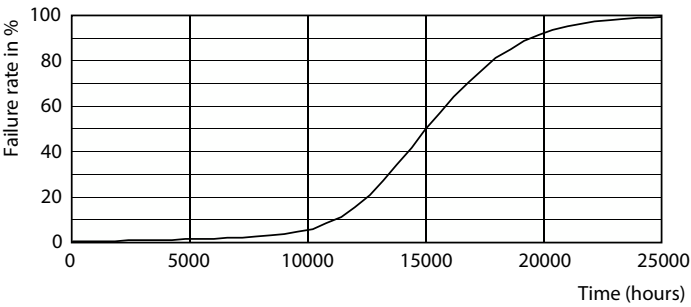
Light Distribution Diagram - ESS LED MR16 3-35W 36D 865 SO 100-240V



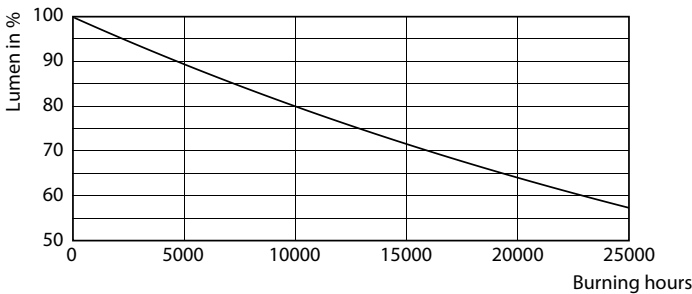
Accent Lighting Spots - ESS LED MR16 3-35W 36D 865 SO 100-240V

Essential LEDspot MR16

Lifetime



Life Expectancy Diagram - ESS LED MR16 3-35W 36D 865 SO 100-240V



Lumen Maintenance Diagram - ESS LED MR16 3-35W 36D 865 SO 100-240V

