



# LED MR16

## 8.5MR16/LED/827/F25/DIM 12V 10/1FB

Philips LED MR-16 lamps with single optic technology provide the look and color quality of traditional halogens while using a fraction of the energy. A perfect fit for spot lighting, they are compatible with most existing fixtures with MR16 GU5.3 holders and are designed as a retrofit replacement for halogen or incandescent spots.

### Product data

<b>General Information</b>		<b>Power Consumption</b>	
Cap-Base	GU5.3 [GU5.3]		8.5 W
Nominal lifetime	25,000 hour(s)	<b>Lamp Current (Nom)</b>	960 mA
Switching Cycle	50,000	<b>Wattage Equivalent</b>	50 W
Lighting Technology	LED	<b>Starting Time (Nom)</b>	0.5 s
EU RoHS compliant	Yes	<b>Warm-up time to 60% light</b>	0.5 s
<b>Light Technical</b>		<b>Power Factor (Fraction)</b>	0.7
Color Code	827 [CCT of 2700K]	<b>Voltage (Nom)</b>	ac electronic 12 V
Beam Angle (Nom)	25 degree(s)	<b>Temperature</b>	
Luminous Flux	600 lm	<b>T-Case Maximum (Nom)</b>	212 °F
Luminous Intensity (Nom)	3,100 cd	<b>Controls and Dimming</b>	
Color Designation	Warm White (WW)	<b>Dimmable</b>	Yes
Correlated Color Temperature (Nom)	2700 K	<b>Mechanical and Housing</b>	
Luminous Efficacy (rated) (Nom)	70.00 lm/W	<b>Bulb Finish</b>	Clear
Color Consistency	<4	<b>Bulb Material</b>	Aluminum
Color rendering index (CRI)	80	<b>Bulb Shape</b>	MR16 [2inch/50mm]
LLMF At End Of Nominal Lifetime (Nom)	70 %	<b>Approval and Application</b>	
<b>Operating and Electrical</b>		<b>Suitable For Accent Lighting</b>	Yes
Line Frequency	- Hz		
Input Frequency	- Hz		

LED MR16

Energy Consumption kWh/1000 h	- kWh
Product Data	
Order product name	8.5MR16/LED/827/F25/DIM 12V 10/1FB
Full product name	8.5MR16/LED/827/F25/DIM 12V 10/1FB
Order code	533513
Material Nr. (12NC)	929001881304

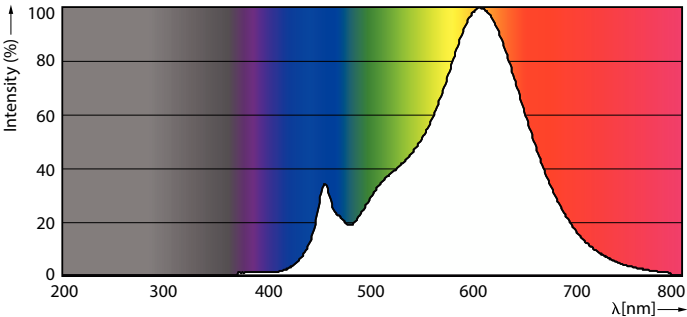
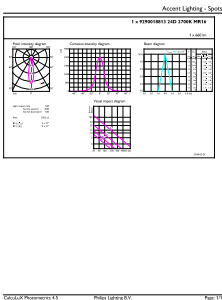
Numerator - Quantity Per Pack	1
EAN/UPC - Product/Case	046677533519
Numerator - Packs per outer box	10
EAN/UPC - Case	50046677533514

Dimensional drawing



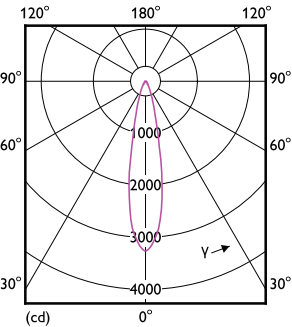
Product	D	C
8.5MR16/LED/827/F25/DIM 12V 10/1FB	2 inch	1-7/8 inch

Photometric data



Accent Lighting Spots - 8.5MR16/LED/827/F25/DIM 12V 10/1FB

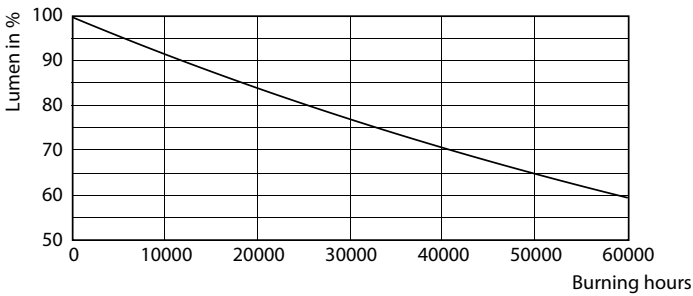
Spectral Power Distribution Colour - 8.5MR16/LED/827/F25/DIM 12V 10/1FB



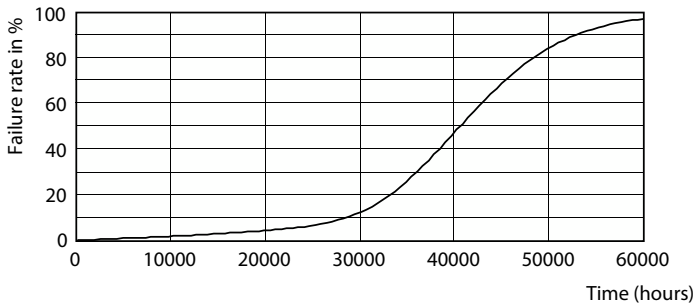
Light Distribution Diagram - 8.5MR16/LED/827/F25/DIM 12V 10/1FB

LED MR16

Lifetime



Lumen Maintenance Diagram - 8.5MR16/LED/827/F25/DIM 12V 10/1FB



Life Expectancy Diagram - 8.5MR16/LED/827/F25/DIM 12V 10/1FB

