

LED G16.5

4.5G16.5/PER/822-827/E12/CL/G/WGX 6/1CT

Philips G16.5 LED Lamps offer energy saving ambience with an elegant effect. Their unique design provides light in all directions, giving lighting designers a long life alternative to standard incandescent sources.

Product data

General Information	
Cap-Base	E12 [Candelabra Screw]
Nominal lifetime	15,000 hour(s)
Switching Cycle	20,000
Lighting Technology	LED
EU RoHS compliant	Yes
Light Technical	
Color Code	822-827 [tunable warm white]
Luminous Flux	350 lm
Color Designation	Warm Glow(WG)
Luminous Efficacy (rated) (Nom)	77.00 lm/W
Color Consistency	<6
Color rendering index (CRI)	80
LLMF At End Of Nominal Lifetime (Nom)	70 %
Operating and Electrical	
Line Frequency	50 to 60 Hz
Input Frequency	50 to 60 Hz
Power Consumption	4.5 W
Lamp Current (Nom)	48 mA
Starting Time (Nom)	0.5 s
Warm-up time to 60% light	0.5 s
Power Factor (Fraction)	0.7

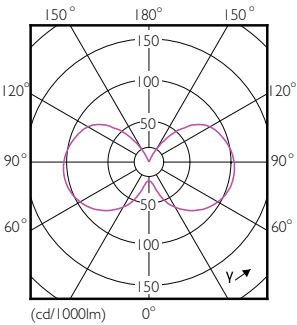
Voltage (Nom)	120 V
Temperature	
T-Case Maximum (Nom)	50 °C
Controls and Dimming	
Dimmable	Yes
Mechanical and Housing	
Bulb Finish	Clear
Bulb Shape	G16.5 [G16.5]
Product Data	
Order product name	4.5G16.5/PER/822-827/E12/CL/G/WGX 6/1CT
Full product name	4.5G16.5/PER/822-827/E12/CL/G/WGX 6/1CT
Order code	929001932304
Material Nr. (12NC)	929001932304
Numerator - Quantity Per Pack	1
EAN/UPC - Product/Case	046677536855
Numerator - Packs per outer box	6
EAN/UPC - Case	50046677536850

LED G16.5


Dimensional drawing

Product	D	C
4.5G16.5/PER/822-827/E12/CL/G/WGX 6/1CT	53 mm	94 mm

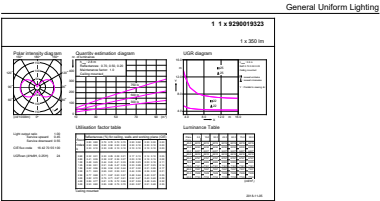
Photometric data



Light Distribution Diagram - 4.5G16.5/PER/822-827/E12/CL/G/WGX 6/1CT



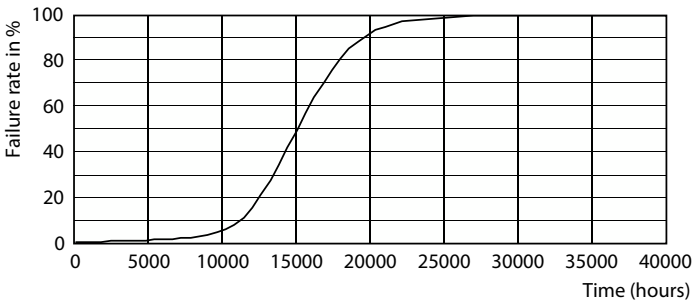
Spectral Power Distribution Colour - 4.5G16.5/PER/822-827/E12/CL/G/WGX 6/1CT



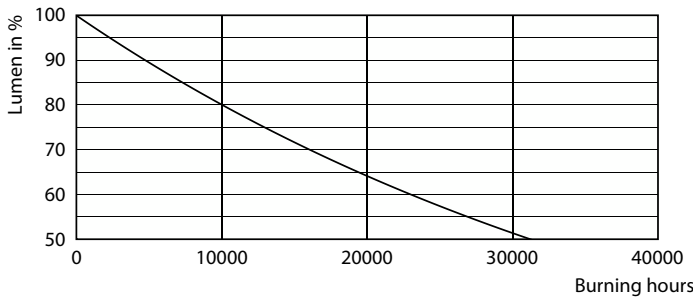
General uniform lighting - 4.5G16.5/PER/822-827/E12/CL/G/WGX 6/1CT

LED G16.5

Lifetime



Life Expectancy Diagram - 4.5G16.5/PER/822-827/E12/CL/G/WGX 6/1CT



Lumen Maintenance Diagram - 4.5G16.5/PER/822-827/E12/CL/G/WGX 6/1CT

