



LED Designer Deco

7.5T20/modern/840/CL/G/DIM 2/1CT

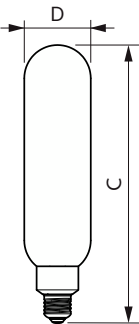
Philips LED Designer Deco lamps allow you to maintain a warm, classic light or a modern, chic effect while providing longer life and energy savings

Product data

General Information	
Cap-Base	E26 [Single Contact Medium Screw]
Nominal lifetime	15,000 hour(s)
Switching Cycle	20,000
Lighting Technology	LED
EU RoHS compliant	Yes
Light Technical	
Color Code	840 [CCT of 4000K]
Luminous Flux	250 lm
Color Designation	Cool White (CW)
Correlated Color Temperature (Nom)	4000 K
Luminous Efficacy (rated) (Nom)	33.00 lm/W
Color Consistency	<6
Color rendering index (CRI)	80
LLMF At End Of Nominal Lifetime (Nom)	70 %
Operating and Electrical	
Line Frequency	50 to 60 Hz
Input Frequency	50 to 60 Hz
Power Consumption	7.5 W
Lamp Current (Nom)	70 mA
Wattage Equivalent	25 W
Starting Time (Nom)	0.5 s
Warm-up time to 60% light	0.5 s

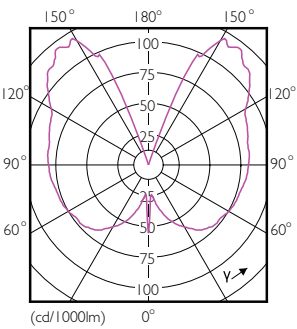
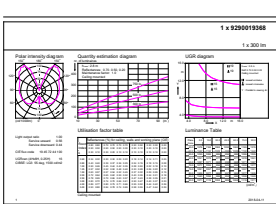
Power Factor (Fraction)	0.7
Voltage (Nom)	120 V
Temperature	
T-Case Maximum (Nom)	45 °C
Controls and Dimming	
Dimmable	Yes
Mechanical and Housing	
Bulb Shape	T20 [T 65mm]
Approval and Application	
Energy Consumption kWh/1000 h	- kWh
Product Data	
Order product name	7.5T20/modern/840/CL/G/DIM 2/1CT
Full product name	7.5T20/modern/840/CL/G/DIM 2/1CT
Order code	536318
Material Nr. (12NC)	929001936803
Numerator - Quantity Per Pack	1
EAN/UPC - Product/Case	046677536312
Numerator - Packs per outer box	2
EAN/UPC - Case	50046677536317

Dimensional drawing



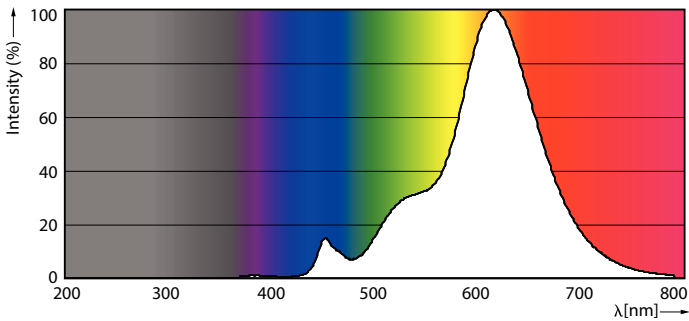
Product	D	C
7.5T20/modern/840/CL/G/DIM 2/1CT	65 mm	272 mm

Photometric data



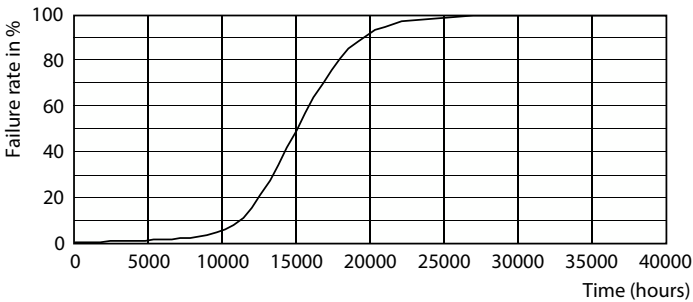
General uniform lighting - 7.5T20/modern/840/CL/G/DIM 2/1CT

Light Distribution Diagram - 7.5T20/modern/840/CL/G/DIM 2/1CT

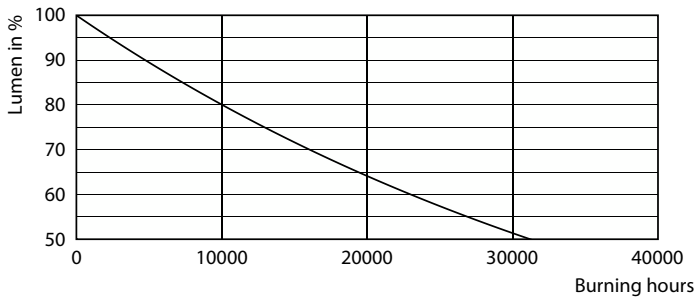


Spectral Power Distribution Colour - 7.5T20/modern/840/CL/G/DIM 2/1CT

Lifetime



Life Expectancy Diagram - 7.5T20/modern/840/CL/G/DIM 2/1CT



Lumen Maintenance Diagram - 7.5T20/modern/840/CL/G/DIM 2/1CT

