



A-Shape LED

12.2A21/PER/927-22/P/E26/WG 6/1FB T20

Philips A-shape LED lamps are the LED alternative to standard incandescents. It provides beautiful light and dependable performance you expect from LED at an affordable price.

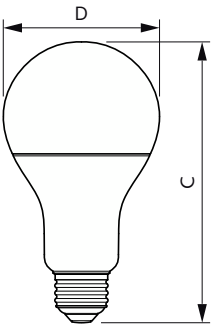
Product data

General Information		Warm-up time to 60% light		0.5 s
Cap-Base	E26 [Single Contact Medium Screw]	Power Factor (Fraction)		0.7
Nominal lifetime	15,000 hour(s)	Voltage (Nom)		120 V
Switching Cycle	50,000			
Lighting Technology	LED	Temperature		
EU RoHS compliant	Yes	T-Case Maximum (Nom)		75 °C
Light Technical				
Color Code	922-927 [CCT of 2200K-2700K]			
Beam Angle (Nom)	250 degree(s)			
Luminous Flux	1,100 lm			
Color Designation	Warm White (WW)			
Luminous Efficacy (rated) (Nom)	90.00 lm/W			
Color Consistency	<4			
Color rendering index (CRI)	90			
LLMF At End Of Nominal Lifetime (Nom)	70 %			
Operating and Electrical				
Line Frequency	60 Hz			
Input Frequency	60 Hz			
Power Consumption	12.2 W			
Lamp Current (Nom)	115 mA			
Wattage Equivalent	75 W			
Starting Time (Nom)	0.5 s			
		Controls and Dimming		
		Dimmable	Yes	
Mechanical and Housing				
		Bulb Finish	Frosted	
		Bulb Material	Plastic	
		Bulb Shape	A21 [A 21mm]	
Approval and Application				
		Energy Consumption kWh/1000 h	- kWh	
Product Data				
		Order product name	12.2A21/PER/927-22/P/E26/WG 6/1FB T20	
		Full product name	12.2A21/PER/927-22/P/E26/WG 6/1FB T20	
		Order code	929001941104	
		Material Nr. (12NC)	929001941104	
		Numerator - Quantity Per Pack	1	

A-Shape LED


EAN/UPC - Product/Case	046677479466
Numerator - Packs per outer box	6
EAN/UPC - Case	50046677479461

Dimensional drawing




Product	D	C
12.2A21/PER/927-22/P/E26/WG 6/1FB T20	78 mm	140 mm

Photometric data

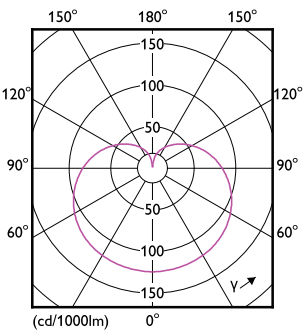


Technical Information 11 Page Lighting 111 Page 111



General uniform lighting - 12.2A21/PER/927-22/P/E26/WG 6/1FB T20

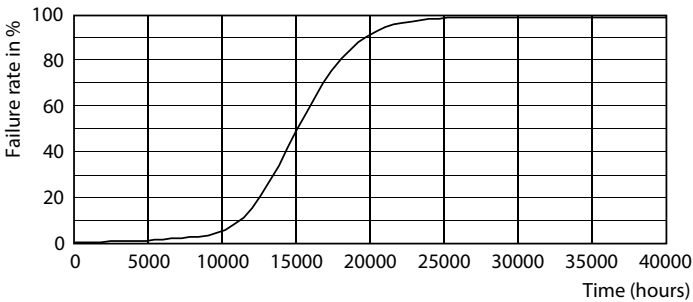
Spectral Power Distribution Colour - 12.2A21/PER/927-22/P/E26/WG 6/1FB T20



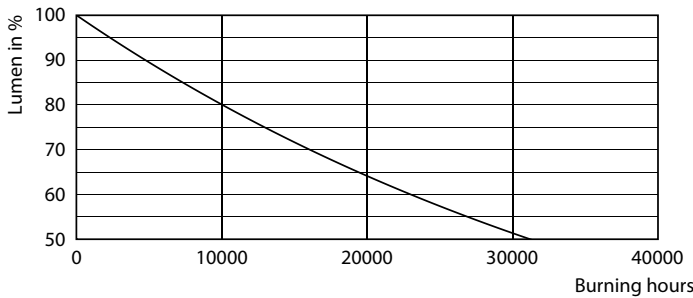
Light Distribution Diagram - 12.2A21/PER/927-22/P/E26/WG 6/1FB T20

A-Shape LED

Lifetime



Life Expectancy Diagram - 12.2A21/PER/927-22/P/E26/WG 6/1FB T20



Lumen Maintenance Diagram - 12.2A21/PER/927-22/P/E26/WG 6/1FB T20

