



A-Shape LED

16A21/PER/927-22/P/E26/WG 6/1FB T20

Philips A-shape LED lamps are the LED alternative to standard incandescents. It provides beautiful light and dependable performance you expect from LED at an affordable price.

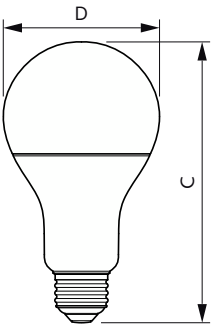
Product data

General Information		Warm-up time to 60% light		0.5 s
Cap-Base	E26 [Single Contact Medium Screw]	Power Factor (Fraction)		0.7
Nominal lifetime	15,000 hour(s)	Voltage (Nom)		120 V
Switching Cycle	50,000	Temperature		
Lighting Technology	LED	T-Case Maximum (Nom)		185 °F
EU RoHS compliant	Yes	Controls and Dimming		
Light Technical		Dimmable		Yes
Color Code	922-927 [CCT of 2200K-2700K]	Mechanical and Housing		
Beam Angle (Nom)	250 degree(s)	Bulb Finish		Frosted
Luminous Flux	1,600 lm	Bulb Material		Plastic
Color Designation	Warm White (WW)	Bulb Shape		A21 [A 21mm]
Luminous Efficacy (rated) (Nom)	100.00 lm/W	Approval and Application		
Color Consistency	<4	Energy Consumption kWh/1000 h		- kWh
Color rendering index (CRI)	90	Product Data		
LLMF At End Of Nominal Lifetime (Nom)	70 %	Order product name		16A21/PER/927-22/P/E26/WG 6/1FB T20
Operating and Electrical		Full product name		16A21/PER/927-22/P/E26/WG 6/1FB T20
Line Frequency	60 Hz	Order code		479485
Input Frequency	60 Hz	Material Nr. (12NC)		929001941304
Power Consumption	16 W	Numerator - Quantity Per Pack		1
Lamp Current (Nom)	145 mA			
Wattage Equivalent	100 W			
Starting Time (Nom)	0.5 s			

A-Shape LED


EAN/UPC - Product/Case	046677479480
Numerator - Packs per outer box	6
EAN/UPC - Case	50046677479485

Dimensional drawing




Product	D	C
16A21/PER/927-22/P/E26/WG 6/1FB T20	3-1/8 inch	5-9/16 inch

Photometric data

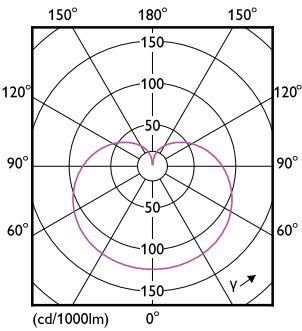


Technical Information 11 Page Lighting 1/1 Page 1/1

General uniform lighting - 16A21/PER/927-22/P/E26/WG 6/1FB T20



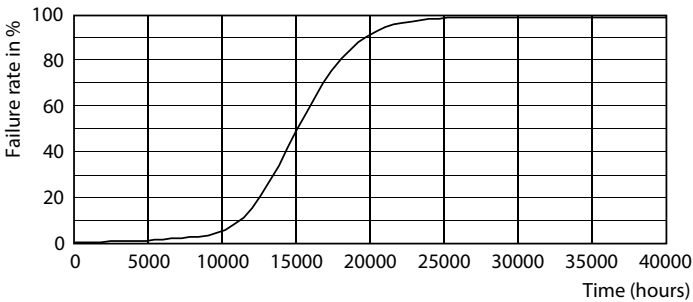
Spectral Power Distribution Colour - 16A21/PER/927-22/P/E26/WG 6/1FB T20



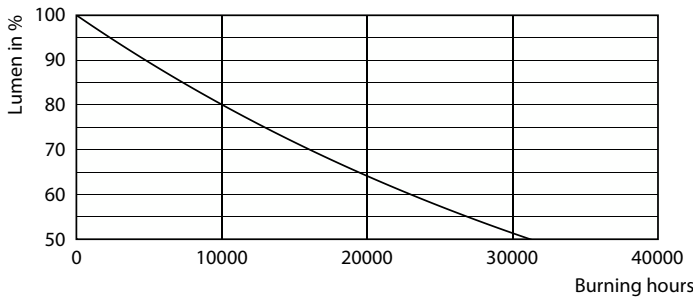
Light Distribution Diagram - 16A21/PER/927-22/P/E26/WG 6/1FB T20

A-Shape LED

Lifetime



Life Expectancy Diagram - 16A21/PER/927-22/P/E26/WG 6/1FB T20



Lumen Maintenance Diagram - 16A21/PER/927-22/P/E26/WG 6/1FB T20

